

1 The PALMOD 130k marine 2 palaeoclimate data synthesis version 2

3 Lukas Jonkers^{1*}, Martina Hollstein¹, Michael Siccha¹, Michal Kucera¹

4

5 ¹MARUM – Center for Marine Environmental Sciences, University of Bremen, Bremen, 28359,
6 Germany

7

8 *corresponding author: ljonkers@marum.de

9 Abstract

10 Palaeoclimate data hold the unique promise of providing a long-term perspective on climate
11 change and as such can serve as an important benchmark for climate models. However,
12 palaeoclimate data have generally been archived with insufficient standardisation and metadata
13 to allow for transparent and consistent uncertainty assessment in an automated way. Thanks to
14 improved computation capacity, transient palaeoclimate simulations are now possible, calling for
15 data products containing multi-parameter time series rather than information on a single
16 parameter for a single time slice. To confront transient simulations that span the last glacial-
17 interglacial cycle with palaeoclimate data, we have compiled a multi-parameter marine
18 palaeoclimate data synthesis that contains time series spanning 0 to 130,000 years ago. In
19 2020 Jonkers et al. (2020) published the first version of the PALMOD 130k marine
20 palaeoclimate data synthesis and described our data synthesis strategy and the contents and
21 format of the data product in detail. Here we present a major update of the data product that
22 markedly increases both the spatial and temporal coverage. Version 2 of the synthesis contains
23 2,286 time series of eight palaeoclimate parameters from 475 individual sites, each associated
24 with rich metadata, age–depth model ensembles, and information to refine and update the
25 chronologies. Version 2 contains 468 time series of benthic foraminifera $\delta^{18}\text{O}$; 357 of benthic
26 foraminifera $\delta^{13}\text{C}$; 423 of near sea surface temperature; 482 and 273 of planktonic foraminifera
27 $\delta^{18}\text{O}$ and $\delta^{13}\text{C}$; and 128, 111 and 44 of carbonate, organic carbon and biogenic silica content,
28 respectively. Compared to version 1, all radiocarbon ages have been recalibrated and the age-
29 depth models updated. In addition, near sea surface temperature estimates based on planktonic

30 foraminifera Mg/Ca and on UK37' have been recalculated using a single calibration thus
31 ensuring global comparability and comprehensive assessment of their uncertainty. The data
32 product is available in two formats (R and LiPD) facilitating use across different software and
33 operating systems and can be downloaded at
34 <https://doi.pangaea.de/10.1594/PANGAEA.984602> (Jonkers et al., 2025b). This data descriptor
35 presents our updating methodology and describes the contents and format of the data product
36 in detail and concludes with recommendations on palaeodata stewardship to increase the
37 reusability of such data.

38 1 Introduction

39 This article describes an update of the PALMOD 130k multiproxy marine palaeoclimate data
40 synthesis (Jonkers et al., 2020). Palaeoclimate data hold the unique promise to inform about
41 climate states and climate variability on time scales beyond the instrumental period. As such,
42 they may help to characterise natural climate variability, shed light on the mechanisms of
43 climate change and provide analogues for future climate; all crucial insights in a rapidly
44 changing world. Marine sediments and the compounds and fossils contained in them allow the
45 reconstructions of largely continuous, long records of past ocean physical and chemical
46 conditions. Consequently, the multiproxy, global-scale PALMOD 130k synthesis provides a
47 basis to evaluate the importance of the ocean for regulating Earth's climate and biogeochemical
48 cycles on a global scale.

49
50 The synthesis contains palaeoceanographic and sedimentological data from sediment cores
51 that cover the last glacial–interglacial cycle (up to approximately 130,000 years ago). During
52 this time Earth has undergone marked changes in climate that involve the atmosphere,
53 continental ice sheets and the ocean (Jonkers et al., 2023; NGRIP Members, 2004; Waelbroeck
54 et al., 2002). Up to the influence of humans on global climate, which accelerated around 1950
55 CE (Steffen et al., 2015), these changes were ultimately controlled by variations in the Earth's
56 orbit around the Sun (Hays et al., 1976). This orbital forcing triggered a multitude of (non-linear)
57 feedback mechanisms causing global and regional climate to vary much faster than the forcing.
58 A large amount of palaeoclimate data that span this period has been collected over the past
59 decades, rendering the last glacial–interglacial cycle well-suited to study the natural variability of
60 ocean and climate conditions across timescales and in particular the interaction between the
61 cryosphere and the rest of the climate system. This is especially relevant given the projected,

62 but uncertain, (partial) disappearance of continental ice-sheets with ongoing anthropogenic
63 warming. The high-density data availability also makes the period an excellent test-bed for
64 climate model simulations.

65 Whilst for a long time, palaeoclimate modelling focussed on the simulation of timeslices,
66 increasing computational power now also enables long transient simulations. For instance, the
67 paleoclimate modelling intercomparison project (PMIP) now also provides protocols for the
68 simulation of the last deglaciation (Ivanovic et al., 2016) and several simulations spanning this
69 period exist (Liu et al., 2009; Mikolajewicz et al., 2025). This development allows investigating
70 climate dynamics in a new way, but also puts new demands on the (palaeo)observational data
71 needed for model benchmarking. Specifically, paleoclimate time series need to be associated
72 with comprehensive and consistent estimates of their (chronological) uncertainty. Moreover, the
73 stochastic aspects of climate also call for new ways of comparing transient simulations with
74 observations. For instance, given the uncertainty about whether suborbital abrupt climate
75 variability is forced or unforced, the observed temporal evolution of climate may represent just
76 one of many possible trajectories. Therefore, data-model comparison strategies that are
77 independent of the exact timing of events need to be considered (Weitzel et al., 2024).

78
79 A particular strength of paleoceanographic data is that by their multiproxy nature. We can hence
80 gain a more comprehensive insight into the climate system by studying it from a multi-proxy, or
81 multi-parameter, perspective. Moreover, a multi-parameter approach is also likely to be more
82 diagnostic for model performance than a single climate parameter approach (Kurahashi-
83 Nakamura et al., 2017). However, at present, multi-parameter approaches are difficult because
84 different parameters from the same archive (sediment core) have often been generated in
85 different studies, and the current poor state of data archiving poses serious challenges to
86 reuse. These challenges arise mainly from the non-standardised and fragmented way
87 palaeoceanographic data (and palaeoclimate data in general) are archived and the scarcity of
88 machine-readable metadata directly included in datafiles. Automated and reproducible analyses
89 of palaeoceanographic data thus remain time consuming, even though efforts are underway to
90 alleviate these problems and increase the ease of data reuse (Emile-Geay and Eshleman,
91 2013; Morrill et al., 2021). Still, such approaches require standardisation and synthesis of raw
92 and inferred data and of metadata from various sources.

93 The PALMOD 130k marine palaeoclimate data synthesis is an attempt to overcome the
94 fragmented nature of paleoceanographic data sets and contains multiple climate-relevant
95 parameters in a single framework. The synthesis combines data on sediment composition

96 (carbonate content, total organic carbon and opal), planktonic and benthic foraminifera stable
97 oxygen and carbon isotope ratios and estimates of seawater temperature based on various
98 proxies. These parameters were selected following discussions within the PALMOD project.
99 They include physically and biogeochemically relevant parameters that can be directly
100 compared with climate model simulations and for which reasonable spatiotemporal coverage
101 could be achieved. All data has been compiled on a single depth scale per sediment core
102 allowing for robust alignment of the various parameters and for reproducible updating and
103 changing of chronologies. Whenever possible, the synthesis contains raw observational data
104 together with the inferred data to enable revision of the latter. All data is associated with rich
105 metadata to facilitate interpretation and for comprehensive uncertainty estimates. The synthesis
106 is designed to facilitate evaluation of transient climate model simulations, but the data product
107 can also be used to study climate change over the last glacial–interglacial cycle directly,
108 independent from climate model simulations. Whilst the intended use of the synthesis has
109 remained unchanged, version 1 was limited in spatial and temporal coverage, thus warranting
110 an update to increase its usefulness. This article describes this update of the data synthesis and
111 complements an earlier description of the data product (Jonkers et al., 2020).

112 2 What's new

113 Briefly, version 2 of the PALMOD 130k marine palaeoclimate data synthesis contains 1736
114 additional time series from 332 individual sites, markedly increasing both the spatial and
115 temporal coverage of the data. Next, age-depth models presented in version 1 that were based
116 on radiocarbon ages are revised using calendar ages calculated with the IntCal20 radiocarbon
117 calibration curve (Hogg et al., 2020; Reimer et al., 2020). In addition, we harmonised seawater
118 temperature estimates based on geochemical proxies and provide uncertainty estimates that
119 are consistent and comparable across the different time series. This version also corrects
120 several errors in the metadata associated with time series included in version 1 and contains
121 two additional metadata fields to facilitate filtering of the data. Finally, we made slight changes in
122 the structure of the data to prevent errors during use.

123 3 Methods

124 3.1 Data synthesis strategy

125 The synthesis strategy of this version follows that of the previous version (Jonkers et al., 2020).
126 We compiled time series from marine sediment cores that contained benthic or planktonic
127 foraminifera stable oxygen and carbon isotope data, estimates of seawater temperature and
128 information on total organic carbon, opal and carbonate content. As outlined in Jonkers (2020),
129 we followed a sequential updating strategy guided by the availability of time series with
130 information needed to develop an age depth model for the sediment cores of interest. Version 1
131 contained time series dated with radiocarbon and benthic foraminifera $\delta^{18}\text{O}$. Version 2
132 integrates two steps in the update process, it contains time series with any of the parameters of
133 interest with age control solely based on benthic foraminifera $\delta^{18}\text{O}$ and it contains time series
134 that had at least an estimate of seawater temperature and age control based on radiocarbon or
135 other absolute dates. Data was compiled from public repositories following the two-step
136 approach of bulk data download and subsequent filtering out of relevant time series as
137 described in Jonkers (2020). To increase the number of time series from the Indo-Pacific
138 domain we made 19 previously unpublished datasets available on PANGAEA and included
139 them here. Given the lack of metadata associated with most data in public repositories,
140 metadata was in general manually compiled from the publications associated with the datasets.

141 3.2 Age-depth modelling

142 All time series in this compilation have updated and harmonised age-depth models with
143 consistent estimates of uncertainty. The updated age-depth models are based on the most
144 recent regional benthic foraminifera $\delta^{18}\text{O}$ stacks and radiocarbon calibration curve, together with
145 estimates of marine reservoir ages that are globally consistent and physically plausible. We
146 follow the same hybrid strategy of relying on both absolute age control points (e.g. radiocarbon
147 ages, tephra horizons) and hypothesis-based age modelling as in version 1.
148 For this version, benthic foraminifera $\delta^{18}\text{O}$ were manually aligned to the relevant regional stacks
149 of Lisiecki and Stern (2016) using mainly the marine isotope stage boundaries as tie points for
150 consistency among the time series and to avoid inflating the chronological confidence. In
151 addition, all radiocarbon ages have been recalibrated to calendar years using IntCal20 (Hogg et
152 al., 2020; Reimer et al., 2020) and model-based estimates of the reservoir age (Butzin et al.,

153 2017). The age-depth models were constructed using the Bayesian algorithm BACON (Blaauw
154 and Christen, 2011) implemented in PDV (Langner and Mulitza, 2019) and are presented as
155 separate elements in the compilation. To avoid extrapolation, we only provide age models for
156 the core depths bracketed by age control points and the age models presented in the original
157 studies may extend further to either side. The age-depth information includes mean, median
158 and the 95% confidence interval of the ages as well as the necessary information to rerun the
159 age-depth models in BACON and 1,000 posterior age-depth models that can be used for further
160 analysis.

161 3.3 Seawater temperature estimates

162 In order to homogenise seawater temperature estimates and to provide a consistent estimate of
163 their uncertainty associated with the calibration and, in case of planktonic Mg/Ca ratios, of the
164 confounding effects of salinity and pH, temperature estimates were recalculated. For seawater
165 temperatures based on the alkenone unsaturation index we used the BAYSPLINE calibration
166 (Tierney and Tingley, 2018) and applied the suggested prior for the standard deviation of sea
167 surface temperature of 5 °C. The resulting estimates represent in general annual mean sea
168 surface temperature. However, for specific regions the temperatures are seasonal averages
169 (Tierney and Tingley, 2018). This seasonality of the estimate is indicated in the metadata.
170 Whenever available, or whenever values could be calculated from inferred seawater
171 temperatures, planktonic foraminifera Mg/Ca ratios were converted to calcification temperature
172 using MgCaRB (Gray and Evans, 2019). In this way we account for the effects of salinity and pH
173 on the Mg/Ca ratios based on sensitivities determined from culture studies. However, as the
174 past salinity and pH variability is unknown for most time series in the synthesis, we, like (Gray
175 and Evans, 2019; Tierney et al., 2019), approximate the temporal evolution of salinity using a
176 scaling to sea level and of pH based on atmospheric $p\text{CO}_2$ from ice cores and the constant
177 disequilibrium from atmospheric CO_2 ($Dp\text{CO}_2$) and alkalinity fixed at pre-industrial and modern
178 levels respectively. For each site, we obtained modern sea surface salinity and temperature
179 (needed for the calculation of $Dp\text{CO}_2$) from the World Ocean Atlas 2023 (Reagan et al., 2023)
180 from within a circle with a radius of 100 km. Carbonate system parameters (total dissolved
181 inorganic carbon (DIC), its anthropogenic contribution (DIC_anthro) and total alkalinity were
182 derived from the GLODAPv2 gridded data product (Lauvset et al., 2016) in the same way. Since
183 GLODAPv2 does not cover the Gulf of Mexico and the Caribbean Sea, we used the median
184 surface DIC and alkalinity from the GLODAPv2.2023 (Olsen et al., 2016) adjusted cruise data

185 from the area between 10° and 30° N west of 80° W (Barbero et al., 2016a, b, 2019; Jiang et al.,
186 2020; Salisbury, 2017; Salisbury and Shellito, 2019; Wanninkhof et al., 2007, 2014) for the
187 affected time series. For simplicity we assumed global mean DIC_anthro for those sites. Local
188 ocean $p\text{CO}_2$ was subsequently calculated using pre-industrial DIC (DIC-DIC_anthro), alkalinity,
189 salinity and temperature using SeaCarb (Gattuso et al., 2024). Finally, $Dp\text{CO}_2$ was calculated as
190 the difference between the calculated oceanic $p\text{CO}_2$ and pre-industrial atmospheric $p\text{CO}_2$ (280
191 ppm). For the species *Globigerinoides ruber*, *Trilobatus sacculifer*, *Globigerina bulloides* we
192 used the sensitivity of Mg/Ca to temperature, salinity and pH as provided in Gray and Evans
193 (Gray and Evans, 2019). For *Neogloboquadrina pachyderma* and *N. incompta* we used the
194 temperature and salinity sensitivity as used in Boscolo-Galazzo et al. (2025) and ignored the
195 effect of pH as this is poorly constrained for these species. We used the generic calibration for
196 all other species. To account for Mg loss in foraminifera tests that were treated by reductive and
197 oxidative cleaning, we multiplied the respective Mg/Ca ratios by 1.1 to make them comparable
198 with ratios measured on samples that only underwent oxidative cleaning (Barker et al., 2003).
199 For seawater temperatures derived from both proxies, estimates are presented as the median
200 and 95% confidence intervals. The recalculated values are indicated using the strings
201 “recalc_UKSST” or “recalc_mgcaSST” and accompanied by a note containing the text
202 “Recalculated for PALMOD.”. For further analysis, 1,000 ensemble time series of seawater
203 temperature are provided separately.

204 Unlike for the two proxy types mentioned above, seawater temperature estimates based on
205 microfossil assemblages were not harmonised. This is because in too many cases the
206 calibration that was used to generate the reported temperature estimates and/or the fossil
207 abundance data on which the estimates are based are not publicly available.

208 4 Structure, terms and format

209 The structure of the synthesis has slightly changed since version 1. The main change is the
210 inclusion of the revised age information directly with the proxy data. These were kept separate
211 in version 1 to highlight the fact that observations on the (core) depth scale are static, whereas
212 the age-depth model can be updated or revised as per user demand. However, this separation
213 into raw and derived data rendered use of the data more complex and we have hence decided
214 to include the revised age data directly with the proxy data. The second change in the structure
215 is the addition of ensembles of seawater temperature time series.

216

217 The synthesis is organised by site, which usually is the sediment core from which the data were
218 extracted, but it may also refer to a spliced record comprising multiple sediment cores.

219 Depending on the availability of alkenone or Mg/Ca-derived seawater temperature estimates,
220 each site is associated with information on seven or eight themes. Names in square brackets
221 below are those used in the data files.

222 • **Geographic data** [site] includes the position of the site in decimal degrees and its water
223 depth in m and, new in this version, the ocean basin in which the site is located. The
224 basin assignment is based on the Global Oceans and Seas dataset, version 1 (Flanders
225 Marine Institute (VLIZ), Belgium, 2021). This theme also contains additional notes that
226 apply to the entire site.

227 • **Metadata** [meta] contains the original and standardised variable name, units where
228 applicable, information about the origin of the data and where applicable information
229 about the proxy sensor and the seasonal or vertical attribution (as specified by the data
230 generators in the original publications) and the calibration. A complete list of metadata
231 terms is provided in Table 1. Metadata are only included if they were available in the
232 dataset or could be obtained from the accompanying publication. Not all fields are
233 relevant for all parameters (e.g. species is not defined for parameters that are not based
234 on measurements on organisms) and fields that are completely empty for a site are
235 excluded. The metadata now also includes a unique identifier for each time series to
236 facilitate cross-referencing.

237 • **Chronological data** [chron] includes the information to revise the age-depth model of
238 the site. It contains raw radiocarbon ages, ages based on tephra layers and
239 palaeomagnetism, as provided by the data generators and the ages of the tie points
240 identified for this study. The calendar ages of all tie points are based on the approach
241 outlined above (section Age-depth modelling). Information about the source and the
242 citation of the chronological information is provided. A full list of chronological data terms
243 is provided in Table 2.

244 • **Proxy data** [data] are presented on a common depth scale. Original ages and original
245 seawater temperature estimates are included, updated seawater temperature estimates
246 are flagged in the notes field using the string “Recalculated for PALMOD”. The
247 standardised parameter names are provided in Table 3.

248 • **Age-depth model ensembles** [AgeEnsemblesBACON]: 1,000 posterior age-depth
249 models inferred from sediment accumulation rates as modelled using BACON.

- **Seawater temperature ensembles** [SurfaceTempEnsembles]: 1,000 sea water temperature time series for each UK37' or Mg/Ca time series. The ensembles are accompanied by metadata describing the algorithm settings and information about the confidence of the resulting temperature estimates (expressed as convergence, see Tierney and Tingley (2018) for further explanation) and details on the species in the case of Mg/Ca.

Each site also contains information about the version, import date and date at which the age-depth model was last updated. These fields are largely for internal use.

The data are available in serialised R format (*RDS) and structured as a list where the elements contain the information about the themes indicated above. RDS files can be easily read using the open source software R. To ensure interoperability the data product is also available as (simple) JSON formatted data following the LiPD structure and vocabulary. Resources for reading and querying the data are provided in the section 7 Usage notes.

Table 1: metadata fields

* Original parameter names are preserved even when they contain errors. These errors have been corrected in the standardised parameter name and additional metadata.

Name	Description
ParameterOriginal	Parameter name as provided in the original data file*
Parameter	Standardised parameter name
ParameterType	Indication of whether the parameter was measured or inferred
ParameterUnit	Unit of the parameter
ParameterAnalyticalError	Parameter uncertainty based on repeat measurements of a standards (not standardised)
ParameterReproducibility	Parameter uncertainty based on repeat measurements of samples (not standardised)
Instrument	Instrument used for the measurements
Laboratory	Laboratory where the measurements were

	done
SampleThickness_cm	Thickness of the analysed samples in cm
Material	Material on which the measurements were performed or on which the inferred variable is based
Species	Species of foraminifera analysed or on which the inferred parameter is based
SizeFraction_microm	Size range of the foraminifera shells used for the analysis (in μm)
Nshells	Number of foraminifera shells used for analysis
RecordingSeason	Recording season of the proxy as specified by the data generators
RecordingDepth	Recording depth of the proxy as specified by the data generators
CalibrationEquation	Equation used to calculate inferred parameter from measured parameter (usually seawater temperature)
CalibrationUncertainty	Uncertainty of the calibration equation as specified in the original publication (not standardised). <i>Note that the revised calibrations of Mg/Ca and UK37-based nSST supersede this field.</i>
CalibrationDOI	DOI of the calibration equation
TransferFunctionTrainingSet	Training set used for the development of the transfer function model
TransferFunctionUncertainty	Uncertainty of the transfer function model (RMSE)
TransferFunctionDOI	DOI of the transfer function model
Notes	Notes about the parameter (e.g. the cleaning procedure for Mg/Ca)
PublicationDOI	DOI of the publication describing the data
PublicationLink	Link to the publication describing the data (when no DOI available)
Publication	Publication describing the data (when no DOI

	or link available)
DataDOI	DOI of the dataset
DataLink	Link where the data were obtained
RetrievalNumber	Retrieval number (for internal use)
TSuID	Unique identifier for the time series

269

270

271 Table 2: chronology data fields

272

Name	Description
ChronType	Type of chronology tie point (¹⁴ C, tephra, etc)
ChronDepthMid_cm	Mid depth of the tie point in cm
ChronDepthTop_cm	Top depth of the tie point in cm
ChronDepthBottom_cm	Bottom depth of the tie point in cm
ChronSampleThickness_cm	The thickness of the tie point sample in cm
ChronDatedMaterial	The material dated (usually for ¹⁴ C)
ChronCalendarAge_kaBP	The median calendar age in ka BP
ChronCalendarAgeMin_kaBP	The 2.5th percentile of the calendar age in ka BP
ChronCalendarAgeMax_kaBP	The 97.5th percentile of the calendar age in ka BP
ChronDatedSpecies	The species (usually foraminifera) dated
ChronNshellsDated	The number of shells (of foraminifera) used for the dating
Chron14CLabcode	The laboratory code for the ¹⁴ C age
ChronAge14C_kaBP	The ¹⁴ C age of the sample in ka BP
ChronAge14CError_ka	The uncertainty of the ¹⁴ C age in ka (1 σ)
ChronAge14CErrorUp_ka	The uncertainty of the ¹⁴ C age towards younger age in ka (1 σ)
ChronAge14CErrorDown_ka	The uncertainty of the ¹⁴ C age towards older age in ka (1 σ)
ChronNotes	Notes pertaining to the individual tie point

ChronAgeRejected	An indication of whether the tie point was included in the original age-depth model (boolean)
ChronSource	The source of the chronology information (denoted PALMOD if based on tuned tie point from this study)
ChronDOI	The publication in which the chronology information was presented

273

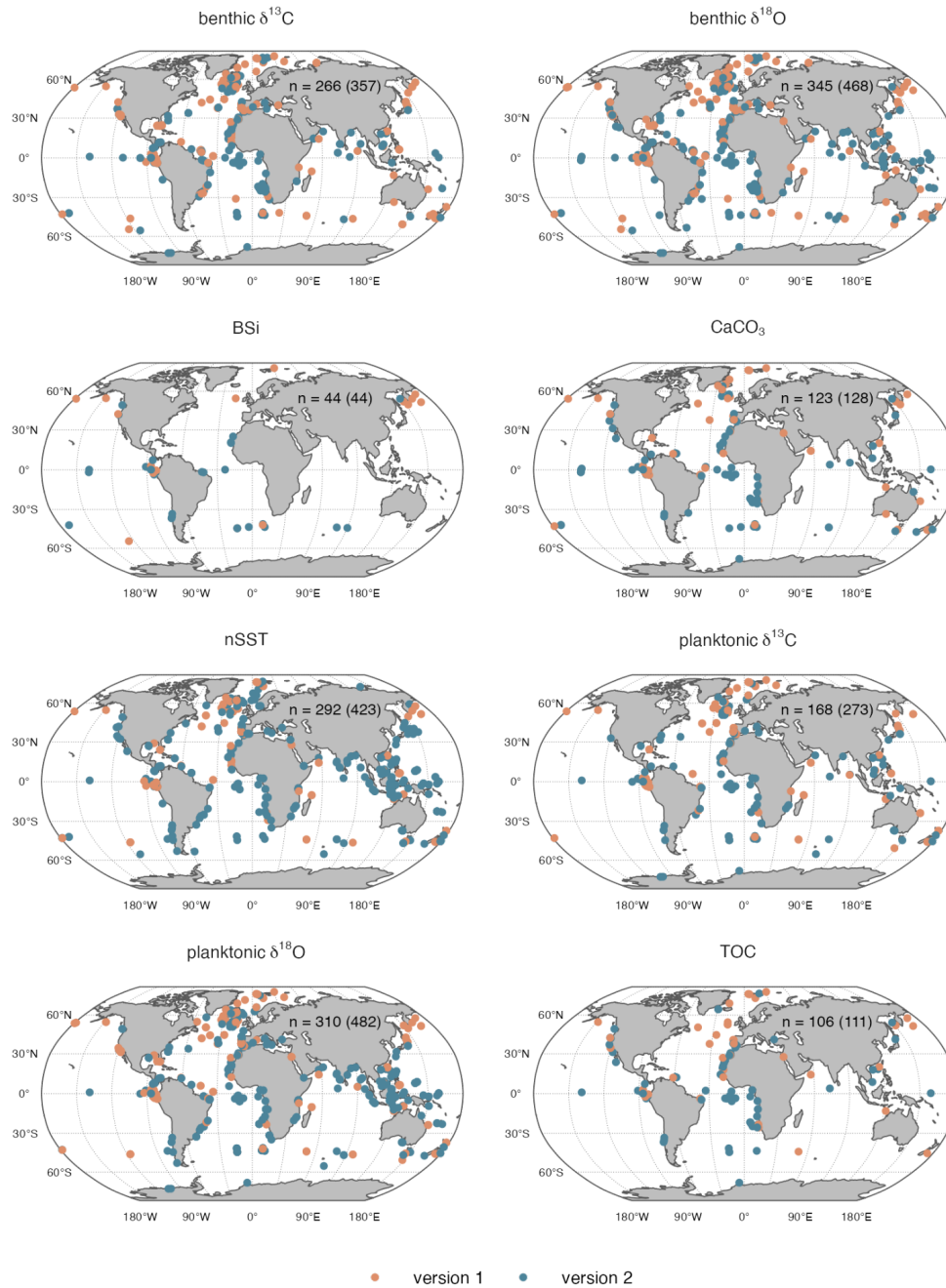
274

275

276 5 Description/contents

277 5.1 Spatial data coverage

278 Version 2 of the PALMOD marine palaeoclimate data synthesis contains 2,286 time series with
 279 one of the eight synthesised climate-relevant variables each, originating from 475 unique sites
 280 (Fig. 1, Table 4). The majority of the newly added time series in this version stem from the
 281 tropics. Most time series are of planktonic foraminifera $\delta^{18}\text{O}$ ($n = 482$), with often multiple time
 282 series from different species (each with potentially different vertical and seasonal recording
 283 preferences) per site. The number of time series with benthic foraminifera $\delta^{18}\text{O}$ and with near
 284 sea surface temperature closely follow the number of time series with benthic $\delta^{18}\text{O}$ ($n = 468$ and
 285 $n = 423$, respectively). Time series of the other variables are considerably fewer in number. For
 286 all variables but biogenic silica content, the highest density of sites is in the Atlantic Ocean.
 287 Coverage in the Pacific and the southern hemisphere remains relatively poor, reflecting both
 288 historical research focus and the (logistical) challenges of obtaining sediment cores far offshore.
 289 In general, sites tend to be located close to the continents, where higher sedimentation rates
 290 facilitate the recovery of records with higher temporal resolution.



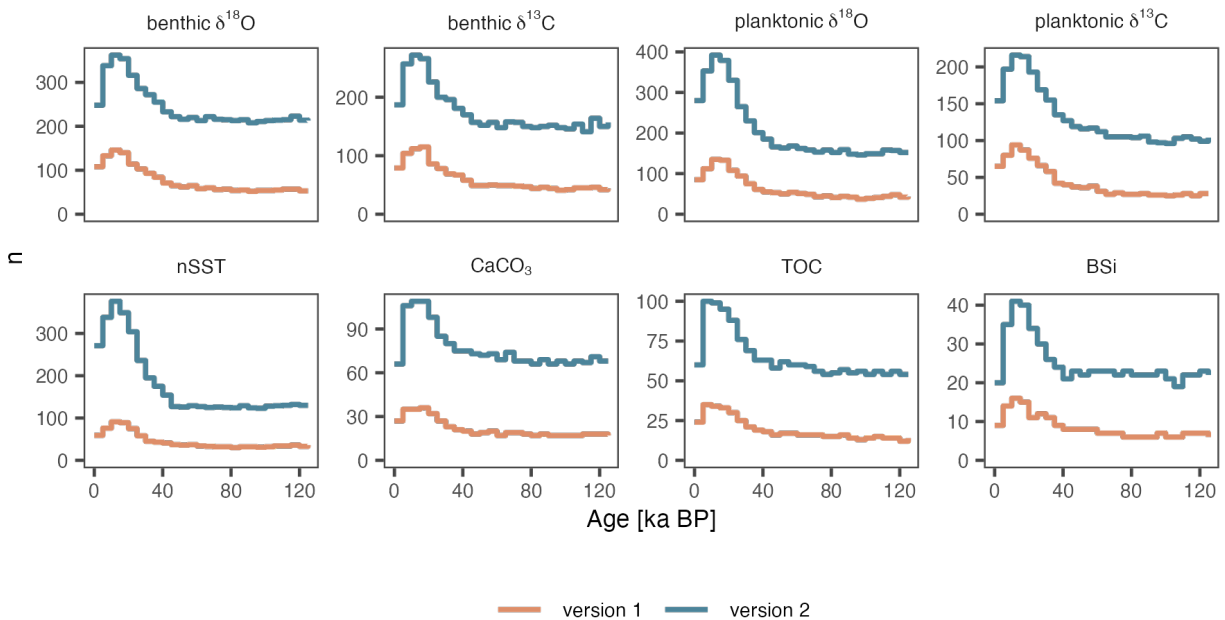
291

292 *Figure 1: spatial distribution of sites with time series of the eight parameters. Locations are*
 293 *coloured by the version in which they were first included (version 2 also includes all data of*
 294 *version 1). The total number of sites and time series are indicated in brackets.*

295

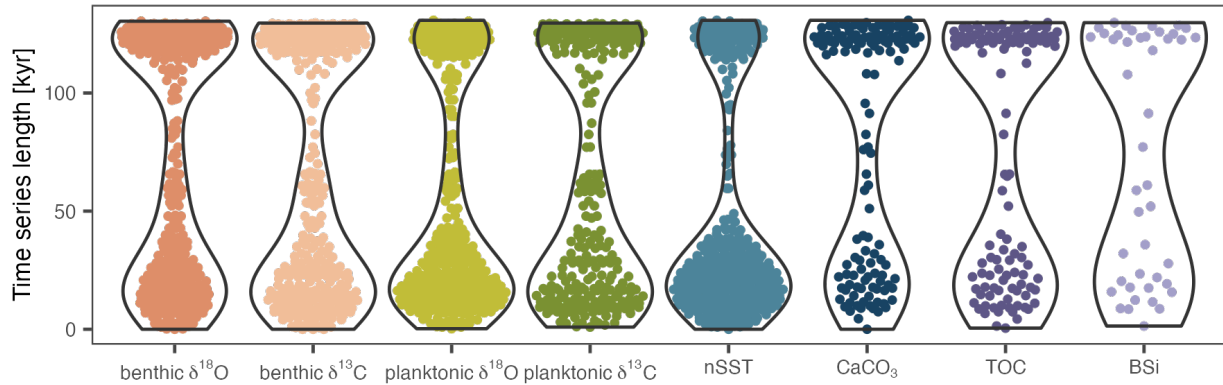
296 5.2 Temporal data coverage

297 Compared to version 1, the temporal coverage has approximately doubled over the 130 kyr time
298 frame and for all variables (Fig. 2). The temporal distribution of data reflects research focus on
299 the last deglaciation, with the highest data density between 10–25 ka BP. Importantly, the
300 coverage does not markedly drop off beyond approximately 40 ka BP, facilitating continuous
301 analysis across the entire last glacial cycle. This coverage pattern is consistent across all
302 variables and has not substantially changed in version 2.



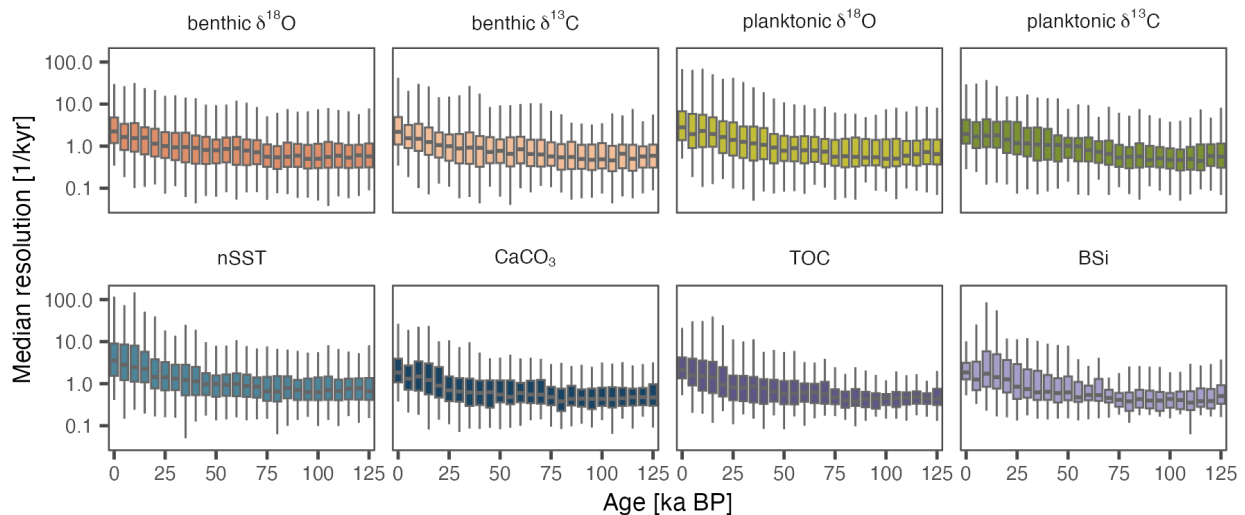
303
304 *Figure 2: temporal distribution of temporal coverage of each parameter. Lines show the number*
305 *of time series per 5 kyr bin, colour show the total number of time series for each version. Like in*
306 *the previous version, version 2 shows highest coverage during the last deglaciation. Note the*
307 *different scaling on the y axes.*

308
309 The length of the time series shows a clear bimodal distribution across all variables (Fig. 3).
310 Most time series are shorter than 40 kyr or longer than 110 kyr, reflecting the research focus on
311 investigating either the transition from the last glacial to the Holocene, or glacial-interglacial
312 cycles on long(er) time scales.



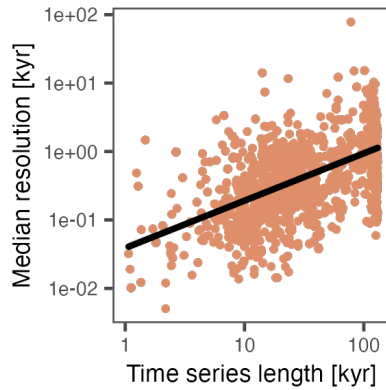
313
 314 *Figure 3: distribution of time series length split by parameter. Time series between 40 and 110*
 315 *kyr long are uncommon across all parameters.*

316
 317 The temporal resolution of the time series varies considerably, but the median temporal
 318 resolution of the time series tends to be below 3 kyr (Fig. 4). In general, the highest temporal
 319 resolution of the time series is in the youngest part of the 130 kyr time frame (Fig. 4). Even
 320 though the resolution decreases with age, this decrease generally stops or reduces around 75
 321 ka BP. The resolution of the time series is, to a first order, related to their length (Fig. 5),
 322 reflecting both the challenge of obtaining long sediment cores in high accumulation settings and
 323 the amount of work involved in generating the data.



324
 325 *Figure 4: temporal resolution (observations per kyr) of the time series split by parameter. The*
 326 *general trend shows decreasing resolution until approximately 75 ka BP, after which resolution*
 327 *remains more or less constant. Even though there is considerable spread, the median resolution*
 328 *is below 3 kyr across all parameters. Box-whisker plots show distribution of median resolution*

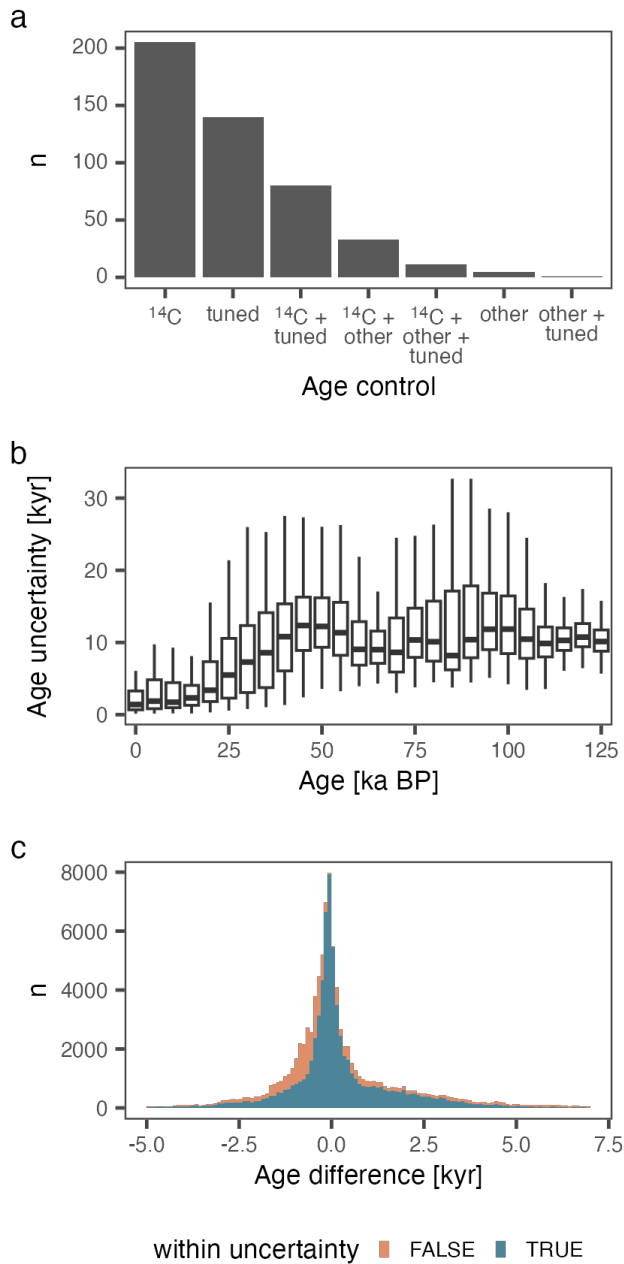
329 *per 5 kyr bin; thick lines indicate median values, boxes show interquartile range and whiskers*
330 *extend to 1.5 times this range.*
331



332
333 *Figure 5: longer time series tend to have lower resolution. Cross plot of median resolution (time*
334 *between consecutive observations) and time series length. The linear fit (black line) is shown to*
335 *highlight the general trend; 14 time series shorter than 1 kyr are not shown.*

336 5.3 Chronology

337 Nearly 90 % of the time series have an age-depth model based on exclusively radiocarbon
338 dating and tuning of benthic foraminifera $\delta^{18}\text{O}$ (Fig. 6a). Only five time series have age-depth
339 models entirely based on other - e.g. tephra, biostratigraphy or palaeomagnetism - age controls.
340 The age uncertainty shows to some degree the nature of the dating methods, it tends to be low
341 up to approximately 20 ka BP, reflecting the prevalence of radiocarbon dating within this interval
342 (Fig. 6b). Beyond ca. 20 ka BP, the age uncertainty shows the structure of the benthic
343 foraminifera $\delta^{18}\text{O}$ tuning targets with reduced uncertainties near the marine isotope stage
344 boundaries.



345
 346 *Figure 6: type of age control tie points across all sites (a), age uncertainty across the time series*
 347 *in the dataproduct (b) and differences between the original and updated age-depth models (c).*
 348 *The category "other" in panel a includes tephra, palaeomagnetism and biostratigraphy. Low age*
 349 *uncertainties (b) up to approximately 25 ka BP reflect the prevalence of radiocarbon ages within*
 350 *this interval. The age uncertainty in the older parts of the time series tends to be lower near the*
 351 *boundaries of the marine isotope stages that were used in the construction of the age depth*
 352 *models. Box-whisker plots show the distribution of median age uncertainty (95 % confidence*

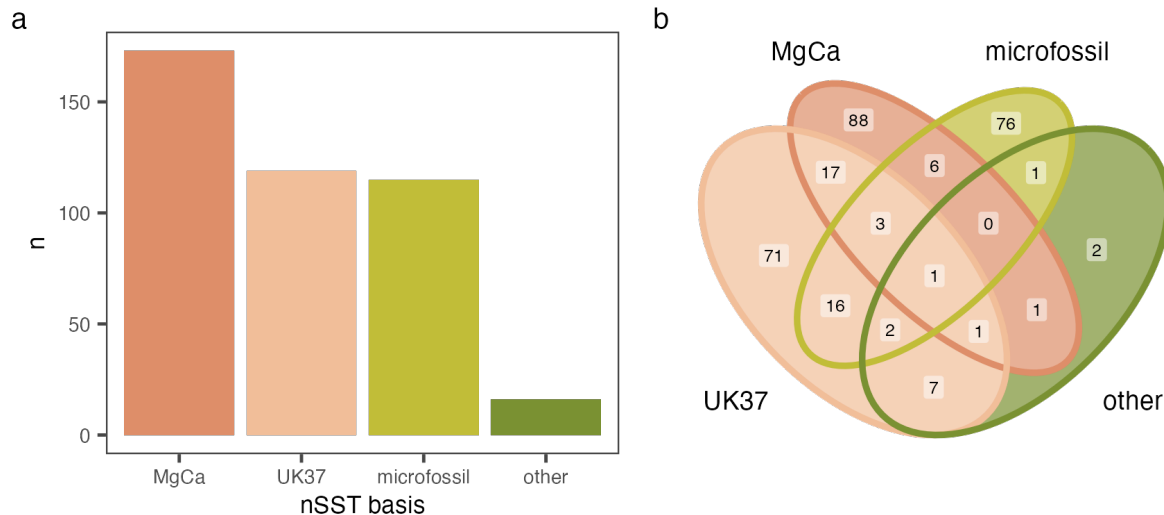
353 *interval) across the sites per 5 kyr bin. Further explanation of the plots is provided in Figure 4.*
354 *Colours in c show whether or not the difference between the age estimates is within the 95 % CI*
355 *of the revised age-depth model. In 2 % of the data points the difference is outside the range*
356 *shown here.*

357
358 The revised age-depth models differ in many cases from the original age-depth models (Fig 6c).
359 However, these differences are small, the median difference (revised - original) is -0.07 kyr (-
360 3.28 – 5.24, 95 % CI) and for 74 % of all data points the difference is within the uncertainty of
361 the revised age-depth model. These differences are to some degree due to the different
362 approaches used to model the age-depth relationship and/or to differences in the radiocarbon
363 calibration curve, the applied reservoir age, the tuning parameters and the tuning targets.

364 5.4 Near sea surface temperature

365 The majority of the near sea surface temperature time series (n = 173) is based on planktonic
366 foraminifera Mg/Ca (Fig. 7a). Near sea surface temperature estimates based on alkenone
367 unsaturation indices and microfossil assemblages (predominantly planktonic foraminifera) make
368 up approximately equal proportions (n = 119 and 115, respectively). Only 16 time series are
369 based on other proxies, including TEX₈₆ ([Schouten et al. 2002](#)) and the long chain diol index
370 ([Rampen et al. 2012](#)). Twenty-nine sites have near sea surface temperature estimates based on
371 the Mg/Ca of more than one species of planktonic foraminifera and 55 sites have near sea
372 surface temperature time series based on more than one proxy (Fig. 7a), thus potentially
373 allowing for comparison and/or the reconstruction of seasonal or vertical temperature gradients.
374 The uncertainty of the revised near sea surface temperature estimates (1 SD) remains
375 approximately constant through time and its median value across all samples is 0.93 °C (0.64–

376 2.44 °C, 95%).



377
378 *Figure 7: Number of the near sea surface temperature time series sorted by proxy (a) and a*
379 *Venn diagram showing the overlap among records based on different proxies across the sites*
380 *(b; numbers indicated). In total 55 sites have near sea surface temperature data based on more*
381 *than one proxy.*

382 6 Data availability

383 The PALMOD 130k marine palaeoclimate data synthesis version 2 is freely available at
384 <https://doi.pangaea.de/10.1594/PANGAEA.984602> (Jonkers et al., 2025b). The data can also
385 be visualised and downloaded in LiPD format from https://lipdverse.org/PalMod/current_version/
386 (last access: September 30, 2025). Python and Matlab serialisations of the data as well as csv
387 files of the palaeoclimate and chronological data can also be downloaded from the lipdverse
388 website. We explicitly encourage users to also cite the original data when using this data
389 product to provide credit to the data generators. For instance, when using a selection of the time
390 series from this data product, we recommend including a statement like “*We selected time*
391 *series from the PALMOD 130k marine palaeoclimate synthesis version 2 (Jonkers et al., 2026).*
392 *The time series that meet our selection criteria, including their original publications, are detailed*

393 *in the table below.*". See Weitzel et al. (2024) for an additional example and Smith et al. (2023)
394 for a general discussion on the issue of crediting data generators.

395 7 Usage notes

396 General comments on data usage and potential applications can be found in Jonkers et al.
397 (2020). The PALMOD synthesis contains data about sediment composition (calcium carbonate,
398 organic carbon and biogenic silica content) that is relatively straightforward to interpret. The
399 data product also contains information derived from measurements on biological material
400 (foraminifera stable carbon and oxygen isotope ratios) and estimates of seawater derived
401 indirectly from the chemical or species composition of microfossils or from biomarkers. The
402 biological origin of the data renders its interpretation less straightforward as environmental
403 preferences of the organisms may affect the recorded climate signal. A detailed description of
404 the proxy sensors and the intricacies of the proxies is provided in the data descriptor of version
405 1 (Jonkers et al., 2020). We encourage users to read the relevant section. A general proxy
406 system modelling framework for marine sediment time series can e.g. be found in Dolman and
407 Laepple (2018). In this section we focus on the main advance compared to version 1 that is
408 relevant to usage: the harmonisation of seawater temperature estimates.

409
410 Estimates of near sea surface temperature based on planktonic foraminifera Mg/Ca and UK37'
411 have been updated and harmonised whenever possible. For UK37', these updated estimates
412 required relatively little user input, but the use of different priors may affect the results. Since
413 planktonic foraminifera Mg/Ca is not only affected by seawater temperature, the inference of
414 Mg/Ca-based temperatures is more complex. Estimates of salinity and pH are indirect and, by
415 necessity, rather crude as they ignore existing, but unknown, spatiotemporal variation.
416 Importantly, the estimates of salinity and pH depend on the age and updates to the age-depth
417 model therefore require recalculation of the inferred temperatures. The influence of these
418 nuisance factors can in principle also be corrected using measured estimates of ocean pH
419 based on boron isotope ratios (Gray and Evans, 2019) or indirectly by using oxygen isotopes
420 (Morley et al., 2024), but this requires additional data that is not available for all time series. We
421 have hence chosen a correction approach that is consistent across all time series. Whilst for the
422 species *Globigerinoides ruber*, *Trilobatus sacculifer*, *Globigerina bulloides*, *Neogloboquadrina*
423 *pachyderma* and *N. incompta* the sensitivity of Mg/Ca to temperature, salinity and pH is well
424 constrained, this is not the case for other, generally deeper dwelling species. For these other

425 species we have used the generic calibration. Care thus needs to be taken with the temperature
426 estimates based on this calibration and we encourage the use of anomalies, rather than reliance
427 on absolute values. To allow users to compare the harmonised seawater temperature estimates
428 with the values provided by the data generators, the original temperature values are included in
429 the data product. It is important to note that the range of possible nSST trajectories may be
430 overestimated as temporal autocorrelation in the temperature and its uncertainty are ignored in
431 the calibration. Whether such autocorrelation would be preserved in sedimentary time series
432 and how large the effect would be, remains to be investigated. For this, and other reasons,
433 users may also want to use different calibration schemes. For this purpose, the synthesis also
434 contains the raw UK37' and Mg/Ca values.

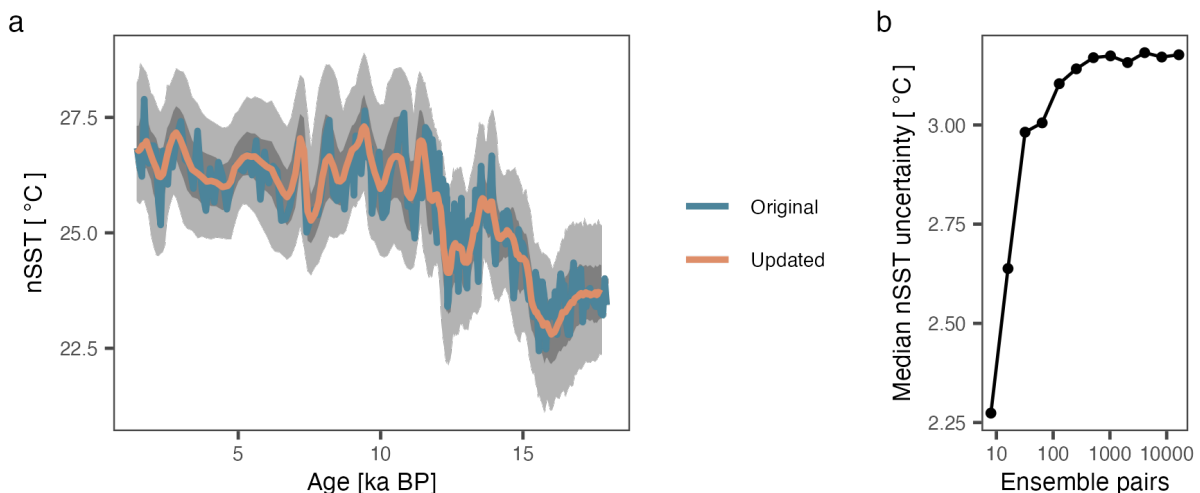
435
436 Seawater temperatures based on microfossil assemblage composition are included in the
437 synthesis only in the form reported by the authors. Because of the fragmentary nature of the
438 required metadata, the originally reported estimates could not be updated to a common
439 standard and are associated with uncertainty estimates only where the data generators
440 provided them. From the accompanying publications it is not always clear how the uncertainty
441 has been derived and the methods certainly vary among the different studies because of
442 personal preferences and methodological progress on how to deal with issues like spatial
443 autocorrelation. In light of new insights regarding the uncertainty of seawater temperature
444 estimates based on microfossil assemblages (Telford et al., 2013; Trachsel and Telford, 2016),
445 the reported uncertainties are likely too optimistic. Interested users can refer to Jonkers et al.
446 (2023) for an example of comprehensive estimates of calibration uncertainty associated with
447 planktonic foraminifera assemblage derived seawater temperatures.

448
449 Whenever publicly available, the original age-depth models are included in the data product, but
450 they almost universally lack uncertainty estimates. Still, these original age estimates can be
451 used for a comparison of the revised and original age models. Future updates to the
452 radiocarbon calibration curve, to the reservoir age estimates, or the stacks may require updating
453 the age-depth models. The raw chronology data provided in the data product enables this
454 updating in an automated fashion. Please note that the Mg/Ca-based temperature estimates
455 depend on the age of the samples for a correction of the effects of salinity and pH. The
456 temperature estimates thus need to be updated if the age-depth model is revised. Uncertainty
457 estimates on the chronology are to some degree method dependent, but the Bayesian approach
458 we utilised appears to provide reasonable results (Trachsel and Telford, 2017). However, our

459 approach ignores additional uncertainty caused by bioturbation and uncertainty related to
460 alignment of the benthic foraminifera $\delta^{18}\text{O}$ records. Recent work suggests ways to incorporate
461 these sources of uncertainty (Lee et al., 2023). Other approaches may thus provide different
462 results and the user may wish to compare age-depth models using different age-depth
463 modelling strategies like for instance done by Comas-Bru et al. (2020).

464

465 The availability of age and nSST ensembles offers the possibility to estimate the joint
466 chronological and calibration uncertainty of the seawater temperature estimates. A possible way
467 to do so is through combining the age and nSST ensembles in a Markov Chain Monte Carlo
468 approach (Cartapanis et al. 2022; Khider et al. 2017), by randomly joining ensembles (Fig. 8a).
469 However, the large number of ensembles potentially renders this approach excessive and
470 computationally expensive as 10^6 unique combinations of the ensembles are possible. A
471 preliminary analysis suggests that 500 – 1,000 random combinations of age and nSST
472 ensembles are sufficient to capture the combined age and calibration uncertainty (Fig. 8b). We
473 caution however against universal application of this number as the distributions of age and
474 calibration uncertainty likely vary by time series and different research questions may require
475 different approaches. We hence encourage users to carefully consider the chosen number of
476 ensemble combinations. Alternatively, the joint uncertainty may be quantified analytically, but
477 such an approach needs to consider the potential complexity in the probability density
478 distributions of chronological and calibration uncertainty.



479

480 *Figure 8: An example of joint estimation of chronological and calibration uncertainty of nSST*
481 *timeseries. Panel a shows the original nSST time series of site A7 in the North Pacific that is*
482 *based on the Mg/Ca ratio of *Globigerinoides ruber albus* (Sun et al. 2005) as well as the*

483 *updated time series with uncertainty estimated as described in the main text. The solid line*
484 *shows the median nSST and the light and dark grey are 90 % and 50 % central percentiles,*
485 *respectively. Panel b shows the median uncertainty of all nSST (90 %) values of the entire time*
486 *series as a function of the number of ensemble pairs (age and nSST). This example shows that*
487 *out of 1,000,000 possible pairs about 500 – 1,000 are sufficient to characterise the uncertainty*
488 *of this time series. The number of ensemble pairs required for other time series, or other*
489 *purposes, needs to be evaluated on a case-by-case basis.*

490

491 Some example scripts for filtering the data product by location, length, resolution and age
492 control are available from the lead author's GitHub repository
493 (<https://github.com/lukasjonkers/PALMODutils>, last access January 22, 2026). Example code to
494 estimate the uncertainty of the nSST time series based on the age and temperature ensembles
495 is available at the same location. An extensive documentation of the LiPD format is available at
496 <https://lipdverse.org> (last access: 23 May 2025) and utilities to interact with LiPD files in R are
497 available at <https://github.com/nickmckay/lipdR> (last access 20 January 2026) and a user guide
498 to the lipdR package is available at <https://nickmckay.org/lipdR/> (last access 20 January 2026).
499 Python users can use the PyLiPD package (<https://pylipd.readthedocs.io/en/latest/>; last access
500 20 January 2026), which is documented at <https://linked.earth/pylipdTutorials/intro.html> (last
501 access 20 January 2026). Resources for Matlab users are available at
502 <https://github.com/nickmckay/LiPD-utilities> (last access: 23 May 2025).

503

504 Whilst we have done our best to address errors and omissions and aimed for standardisation
505 across the entire data product, it comes with the guarantee of remaining errors and
506 inconsistencies. Users are encouraged to report those to the lead author by email so they can
507 be corrected. Updates to the data synthesis will be published on PANGAEA and linked to the
508 current version. Minor updates with corrections only will not be associated with a new data
509 descriptor. The updating and versioning strategy is described in detail in Jonkers et al. ([2020](#)).

510 8 Recommendations for palaeoclimate data

511 stewardship

512 This synthesis would not have been possible without good data stewardship of the marine
513 palaeoclimate science community. For many decades researchers have been sharing their

514 research data through (dedicated) publicly accessible data repositories. Even so, this synthesis
515 makes a lot of invaluable metadata and chronological information publicly available for the first
516 time. This is because such metadata and chronology data are often not directly associated with
517 the primary proxy data, but reported in accompanying publications instead. When these
518 publications are publicly accessible, this important information to interpret and reuse the data
519 can be retrieved with considerable additional effort. However, more often than not, the
520 publications are not publicly available and the information remains hidden behind the paywalls
521 of publishers, rendering the data difficult to reuse.

522
523 Community guidelines on how to report general palaeoclimate data are available (Khider et al.,
524 2019), as are more specific guidelines for microfossil assemblage data (Jonkers et al., 2025a).
525 However, legacy datasets invariably do not adhere to such guidelines, thus necessitating
526 (community) effort to increase the reusability of these data. For new datasets, we recommend
527 data sharing not only from the point of view of reproducing single studies, but explicitly consider
528 reuse when sharing data and ensure that that research data files are scientific works that are
529 comprehensible in themselves. In this way, reuse and reinterpretation of scientific data and
530 knowledge is greatly facilitated, allowing our field to address new questions that cannot be
531 answered using a single palaeoclimate time series.

532
533 With the National Climate Data Center (NCDC) at NOAA and PANGAEA the palaeoclimate
534 community has access to at least two dedicated data repositories that enforce standardisation
535 and perform data curation. This is a tremendously advantageous position to facilitate the
536 reusability of palaeoclimate data and we explicitly encourage data generators to continue
537 sharing their data through these recognised and specific data repositories. Nevertheless and
538 despite the existence of the LinkedEarth ontology (<https://linked.earth/ontology/>, last access 20
539 January 2026) and the PaST thesaurus (Morrill et al., 2021), the lack of adaptation of a single
540 standardised vocabulary and consistent ontology across the repositories remains a hurdle to
541 reusability. The PaST thesaurus is used at NCDC, but standardisation is only performed under
542 the hood at PANGAEA (Felden et al., 2023), where structured and standardised data can be
543 accessed in xml format. Synthesis efforts benefit from such standardisation, but increased
544 harmonisation across the repositories, or tools to do so, would further facilitate synthesis efforts
545 and the reusability of data.

546

547 The value of this data product arguably not only lies in the standardisation of the format and
548 vocabulary, but also in the updating and standardisation of the age-depth models and of the
549 seawater temperature estimates. Such updating and standardisation is only possible when raw
550 chronology and proxy data are available on a depth scale. Radiocarbon data is often publicly
551 available or can, with additional effort, be scraped from publications. However, information on
552 aligned chronologies, including ages and uncertainty on tuning tie points is seldom reported,
553 rendering reevaluation of such chronologies difficult. Regarding proxy data, measured Mg/Ca
554 and UK37' can, provided the calibration equation is known, be calculated from reported
555 seawater temperatures, but ambiguities are likely to remain and the chance of deriving
556 erroneous values is non-negligible (especially when the calibration equation is not explicitly
557 included in the data file, or provided in secondary publication). For seawater temperatures
558 based on microfossil assemblage the situation is different. Raw assemblage data are not as
559 often shared as geochemical proxy data and due to the multi-dimensional character of the data,
560 raw assemblage data cannot be inferred from the temperature estimates. This not only prevents
561 revising temperature estimates reported without the underlying raw count data, but also
562 prevents reuse of such assemblage data in other contexts, such as for estimates of past
563 biodiversity change (e.g. Strack et al., 2024). This is unfortunate given the tremendous effort
564 that went into generating such species assemblage data. In our opinion, the amount of work and
565 the relevance of such data is so large that it would justify a coordinated international action to
566 rescue the unpublished microfossil counts underlying seawater temperature reconstructions.

567 Acknowledgements

568 We are grateful to all researchers who generously shared their data and responded to requests
569 for information. We thank Nick McKay for help with converting the data product to LiPD format
570 and Anjuly Janßen for help with sorting out the bibliography.

571 Funding

572 This project was supported by the German Federal Ministry of Research, Technology and
573 Space (BMFTR) as a Research for Sustainability initiative (FONA) through the PALMOD project
574 (grant nos. 01LP1922A and 01LP2308A). MH acknowledges funding by the Deutsche
575 Forschungsgemeinschaft (DFG, German Research Foundation), Cluster of Excellence “The
576 Ocean Floor— Earth's Uncharted Interface” (EXC 2077, grant no. 390741603).

577 Author contributions

- 578 LJ Conceptualization, Data Curation, Funding Acquisition, Visualization, Writing – Original Draft.
- 579 MH Data Curation, Writing – Review & Editing. MS Data Curation, Writing – Review & Editing.
- 580 MK Conceptualization, Funding Acquisition, Writing – Review & Editing.

581 Table 3: standardised parameter names.

Parameter	Description
benthic.d18O	benthic foraminifera stable oxygen isotope ratio
benthic.d13C	benthic foraminifera stable carbon isotope ratio
planktonic.d18O	planktonic foraminifera stable oxygen isotope ratio
planktonic.d13C	planktonic foraminifera stable carbon isotope ratio
surface.temp	(near) sea surface temperature
deep.temp	bottom water temperature
CaCO ₃	CaCO ₃ content
TOC	Total organic carbon content
BSi	Biogenic silica content
DBD	Dry bulk density
IRD	Ice-rafted detritus
planktonic.MgCa	planktonic foraminifera Mg/Ca ratio
benthic.MgCa	benthic foraminifera Mg/Ca ratio
UK37	alkenone unsaturation index (rare cases where this ratio is not expressed as UK37` are indicated in the Notes)
C37.concentration	alkenone concentration

582

583

584

585 Table 4: sites included in the PALMOD 130k marine palaeoclimate data synthesis version 2.

site	doi	reference
108_658	10.2312/reports-gpi.1991.46 & 10.2973/odp.proc.sr.108.169.1989	Tiedemann (1991) Tiedemann et al. (1989)
108_658C	10.1594/PANGAEA.227736 & 10.1016/S0277-3791(99)00081-5 & 10.1029/94PA03354 & 10.1126/science.288.5474.2198	Knaack and Sarnthein (2005) deMenocal et al. (2000a) Zhao et al. (1995) deMenocal et al. (2000b)
108_659	10.2312/reports-gpi.1991.46	Tiedemann (1991)
108_664B	10.1029/97PA01019 & 10.2973/odp.proc.sr.108.165.1989	Raymo et al. (1997) Ruddiman and Janecek (1989)
117_723A	10.1029/95GL02558 & 10.1038/nature01340 & 10.1016/j.marmicro.2010.09.006 & 10.1016/S0031-0182(03)00629-1	Naidu and Malmgren (1995) Gupta et al. (2003) Godad et al. (2011) Naidu and Niitsuma (2003)
121_758	10.1029/94PA02290 & 10.2973/odp.proc.sr.121.124.1991	Chen et al. (1995) Farrell and Janecek (1991)
130_806B	10.2973/odp.proc.sr.130.023.1993 & 10.1007/BF02369003 & 10.2973/odp.proc.sr.130.025.1993 & 10.2973/odp.proc.sr.130.024.1993 & 10.1126/science.1115933 & 10.2973/odp.proc.ir.130.1991 & 10.2973/odp.proc.sr.130.002.1993	Berger et al. (1993) (Berger et al., 1993) (1996) Bickert et al. (1993) Schmidt et al. (1993) Medina-Elizalde and Lea (2005) Kroenke et al. (1991) Janecek (1993)
133_819A	10.2973/odp.proc.sr.133.224.1993	Wanninkhof et al. (2014)
154_925C	10.2973/odp.proc.sr.154.110.1997 & 10.5194/cp-13-779-2017	Bickert et al. (1997) Wilkens et al. (2017)
154_927	10.2973/odp.proc.sr.154.110.1997 & 10.5194/cp-13-779-2017	Bickert et al. (1997) Wilkens et al. (2017)
154_929	10.2973/odp.proc.sr.154.110.1997 & 10.5194/cp-13-779-2017	Bickert et al. (1997) Wilkens et al. (2017)
160_963A	10.1016/j.palaeo.2011.04.030	Incarbona et al. (2011)
161_976	10.1130/0091- 7613(2002)030<0863:EAAHP>2.0.CO; 2 & 10.1016/j.quascirev.2014.06.016 & 10.1002/2014PA002710	Combourieu Nebout et al. (2002) Martrat et al. (2014) Jiménez-Amat and Zahn (2015)
162_983	10.1029/1998PA900021 & 10.1038/nature14330 & 10.1016/S0012- 821X(97)00164-7 & 10.1029/2003PA000921	Ortiz et al. (1999) Barker et al. (2015) Channell et al. (1997) Raymo et al. (2004)
167_1011C	10.2973/odp.proc.sr.167.225.2000 &	Andreasen et al. (2000)

	10.2973/odp.proc.sr.167.214.2000	Lyle et al. (2000)
167_1014	10.2973/odp.proc.sr.167.205.2000 & 10.1029/2004GL020138	Hendy and Kennett (2000) Yamamoto et al. (2004)
167_1017E	10.2973/odp.proc.sr.167.242.2000 & 10.2973/odp.proc.sr.167.210.2000 & 10.2973/odp.proc.sr.167.222.2000	Kennett et al. (2000) Ishiwatari et al. (2000) Tada et al. (2000)
167_1018C	10.2973/odp.proc.sr.167.225.2000 & 10.2973/odp.proc.sr.167.214.2000	Andreasen et al. (2000) Lyle et al. (2000)
167_1019C	10.1029/GM112p0127 & 10.1029/2002PA000768	Mix et al. (1999) Barron et al. (2003)
172_1058C	10.1016/j.gloplacha.2013.08.013	Bahr et al. (2013)
172_1059A	10.1029/2000PA000527	Oppo et al. (2001)
175_1078C	10.5194/cp-4-107-2008 & 10.1029/2003GL017557 & 10.1029/2011PA002118	Dupont et al. (2008) Kim et al. (2003) Hessler et al. (2011)
175_1087A	10.2973/odp.proc.sr.175.230.2001	Pierre et al. (2001)
177_1089	10.2973/odp.proc.sr.177.120.2003 & 10.1029/2007PA001457 & 10.2973/odp.proc.ir.177.1999	Hodell et al. (2003a) Cortese et al. (2007) Gersonde et al. (1999)
181_1123	10.1126/science.1221294 & 10.1016/j.gloplacha.2008.07.003 & 10.2973/odp.proc.sr.181.209.2002 & 10.2973/odp.proc.sr.181.205.2002	Elderfield et al. (2012) Hayward et al. (2008) Weedon and Hall (2002) Suzuki et al. (2002)
182_1132B	10.1029/2001PA000643 & 10.2973/odp.proc.sr.182.003.2002	Holbourn et al. (2002) Brooks et al. (2002)
184_1143	10.1016/j.epsl.2006.09.028 & 10.1016/j.epsl.2011.04.016	Tian et al. (2006) Li et al. (2011)
184_1144A	10.2973/odp.proc.ir.184.2000 & 10.1016/j.palaeo.2007.03.005	Wang et al. (2000) Wei et al. (2007)
184_1146	10.2973/odp.proc.sr.184.214.2003 & 10.1126/science.1185435	Clemens and Prell (2003) Herbert et al. (2010)
184_1147	10.1029/2007PA001552 & 10.2973/odp.proc.sr.184.223.2004 & 10.1016/j.palaeo.2013.02.031 & 10.1016/j.quascirev.2017.08.005	Tian et al. (2008) Cheng et al. (2004) Li et al. (2013) Li et al. (2017)
186_1150A	10.1016/j.marmicro.2010.01.003	Koizumi and Yamamoto (2010)
202_1233	10.1126/science.1097863 & 10.1016/j.epsl.2007.04.040 & 10.1016/j.quascirev.2010.03.005 & 10.1029/2005PA001146	Lamy et al. (2004) Lamy et al. (2007) Kaiser and Lamy (2010) Kaiser et al. (2005)

202_1240	10.1002/jqs.2582 & 10.1002/2017PA003133 & 10.1016/j.quascirev.2019.106065 & 10.1029/2008PA001620	Yu et al. (2012) Jacobel et al. (2020) Pena et al. (2008)
202_1242	10.1029/2005PA001208 & 10.1038/s41586-018-0589-x	Benway et al. (2006) Hoogakker et al. (2018)
303_U1308	10.1029/2008PA001591	Hodell et al. (2008)
323_U1340A	10.1029/2012PA002365	Schlung et al. (2013)
3cBx	10.1016/j.palaeo.2012.06.002	Sagawa et al. (2012)
81_552A	10.2973/dsdp.proc.81.116.1984	Shackleton and Hall (1984)
90_594	10.1016/S0377-8398(97)00025-X & 10.1029/93PA01162	Wells and Okada (1997) Nelson et al. (1993)
A7	10.1029/2004PA001061	Sun et al. (2005)
AAS_9_21	10.1029/2008PA001687	Govil and Naidu (2010)
AC85_4	10.1029/91PA00501	Grazzini and Pierre (1991)
AHF_16832	10.1029/96PA01236 & 10.1029/1999PA000375	Mortyn et al. (1996) Stott et al. (2000)
All107_131	10.1029/GM029p0360	Boyle (1984)
ASV13_1200	10.1016/s0921-8181(02)00116-9 & 10.1029/2004PA001116	Ivanova (2002) Duplessy et al. (2005)
B997_328	10.1002/jqs.841	Castañeda et al. (2004)
B997_330	10.1002/jqs.841	Castañeda et al. (2004)
BJ8_03_13GGC	10.1038/NGEO920	Linsley et al. (2010)
BJ8_03_70GGC	10.1038/NGEO920	Linsley et al. (2010)
BOFS31_1K	10.1029/96PA00041 & 10.1029/94PA03353 & 10.1029/94PA03354 & 10.1038/35013033	Wanninkhof et al. (2014) Beveridge et al. (1995) Zhao et al. (1995) Elderfield and Ganssen (2000)
BOFS5K	10.1029/94PA03062 & 10.1594/PANGAEA.859221 & 10.2312/reports-ifg.2001.13 & 10.1029/94PA03040	Manighetti et al. (1995) Lowry and Machin (2016) Vogelsang et al. (2001) Maslin et al. (1995)
BP00_07_05	10.1594/PANGAEA.124310 & 10.1594/PANGAEA.124311 & 10.1016/j.margeo.2004.01.008 & 10.1111/j.1502-3885.2005.tb01099.x	Simstich (2010a) Simstich (2010b) Simstich et al. (2004) Simstich et al. (2005)
BS79_33	10.1016/S0016-7037(98)00097-0 & 10.1029/2000PA000502	Müller et al. (1998) Cacho et al. (2001)

CD17_30	10.1029/94PA02514	Otto et al. (1995)
CH07_98_GGC_19	10.1029/2004PA001074 & 10.1029/2006GL028495	Keigwin et al. (2005) Sachs (2007)
CH69_K09	10.5194/cp-8-483-2012 & 10.1029/1998PA900004	Govin et al. (2012) Cortijo et al. (1999)
CH73_139	10.1594/PANGAEA.726215 & 10.1016/0031-0182(85)90069-0	Duplessy (1982b) Labeyrie and Duplessy (1985)
CHAT1K	10.1029/97PA02982	Weaver et al. (1998)
CHAT_16k	10.1016/j.quascirev.2008.07.010 & 10.1029/2006PA001347	McCave et al. (2008) Yu et al. (2007)
CHN82_24_4PC	10.1016/0011-7471(72)90033-2 & 10.1016/0012-821x(85)90154-2	Ku et al. (1972) Boyle and Keigwin (1985)
CV15025_GC_07_01	10.1016/j.quascirev.2019.106004	Curran et al. (2019)
D13882	10.1594/PANGAEA.718856 & 10.1029/2008GC002367 & 10.1016/j.quascirev.2010.04.004	Alt-Epping (2008) Rodrigues et al. (2009) Rodrigues et al. (2010)
D13902	10.1016/j.quascirev.2004.04.009 & 10.1029/2008GC002367 & 10.1016/j.marmicro.2015.03.001	Abrantes et al. (2005) Rodrigues et al. (2009) Bartels-Jónsdóttir et al. (2015)
ELT49_019_PC	10.1029/91PA02477	Charles et al. (1991)
EW9209_1JPC	10.1029/96PA02413	Curry and Oppo (1997)
EW9209_2JPC	10.1029/GM112p0059	Curry et al. (1999)
EW9209_3JPC	10.1029/GM112p0059 & 10.1007/978-3-642-80353-6_29	Curry et al. (1999) Curry (1996)
EW9302_JPC8	10.1029/96pa03133 & 10.1029/1998PA900004	Oppo et al. (1997) Cortijo et al. (1999)
EW9504_02PC	10.1029/1999PA000375	Stott et al. (2000)
EW9504_03PC	10.1029/1999PA000375	Stott et al. (2000)
EW9504_04PC	10.1029/1999PA000375	Stott et al. (2000)
EW9504_05PC	10.1029/1999PA000375	Stott et al. (2000)
EW9504_08PC	10.1029/1999PA000375	Stott et al. (2000)
EW9504_09PC	10.1029/1999PA000375	Stott et al. (2000)
EW9504_17PC	10.2973/odp.proc.sr.167.214.2000	(Lyle et al., 2000)
FR01_97_12	10.1029/2004PA001047 & 10.1016/j.margeo.2008.11.003	Bostock et al. (2004) Bostock et al. (2009)
FR1_94_GC3	10.1080/08120099.2018.1495101	De Deckker et al. (2019)

GIK11944_2	10.2312/reports-sfb313.1993.41	Weinelt (1993)
GIK12310_4	10.2312/reports-gpi.1991.45 & 10.2312/reports-ifg.2001.13	Winn et al. (1991) Vogelsang et al. (2001)
GIK12329_6	10.1029/93PA03301 & 10.2312/reports- ifg.2001.13	Sarnthein et al. (1994) Vogelsang et al. (2001)
GIK12379_3	10.1029/93PA03301	Sarnthein et al. (1994)
GIK12392_1	10.1029/93PA03301 & 10.2312/reports- ifg.2001.13 & 10.1007/978-3-642- 68409-8_25	Sarnthein et al. (1994) Vogelsang et al. (2001) Thiede et al. (1982)
GIK13289_2	10.1029/93PA03301	Sarnthein et al. (1994)
GIK13519_1	10.2312/reports-gpi.1991.45 & 10.1029/PA001i001p00027	Winn et al. (1991) Zahn et al. (1986)
GIK15612_2	10.1029/93PA03301 & 10.2312/reports- gpi.1998.90	Sarnthein et al. (1994) Kiefer (1998)
GIK15627_3	10.1029/93PA03301 & 10.2312/reports- ifg.2001.13	Sarnthein et al. (1994) Vogelsang et al. (2001)
GIK15637_1	10.1594/PANGAEA.106213 & 10.1029/93PA03301 & 10.2312/reports- gpi.1998.90	Zahn-Knoll (1986) Sarnthein et al. (1994) Kiefer (1998)
GIK15666_6	10.1029/93PA03301	Sarnthein et al. (1994)
GIK15669_1	10.1029/93PA03301 & 10.2312/reports- ifg.2001.13	Sarnthein et al. (1994) Vogelsang et al. (2001)
GIK15672_1	10.1029/93PA03301	Sarnthein et al. (1994)
GIK16030_1	10.1029/93PA03301	Sarnthein et al. (1994)
GIK16396_1	10.1029/2002PA000772	Weinelt et al. (2003b)
GIK16397_2	10.2312/reports-ifg.2001.13 & 10.1029/95PA01453	Vogelsang et al. (2001) Sarnthein et al. (1995)
GIK16402_2	10.1594/PANGAEA.544626 & 10.1029/93PA03301	Mienert (1985) Sarnthein et al. (1994)
GIK16520_1	10.1594/PANGAEA.807876	Winn et al. (2013)
GIK16527_1	10.1594/PANGAEA.807876	Winn et al. (2013)
GIK16772_2	10.1029/93PA03301 & 10.2312/reports- ifg.2001.13	Sarnthein et al. (1994) Vogelsang et al. (2001)
GIK16867_2	10.1029/93PA03301 & 10.2312/reports- ifg.2001.13	Sarnthein et al. (1994) Vogelsang et al. (2001)
GIK17045_2	10.1594/PANGAEA.54393	Sarnthein (1997)
GIK17045_3	10.1029/93PA03301	Sarnthein et al. (1994)
GIK17049_6	10.2312/reports-sfb313.1996.61 &	Jung (1996)

	10.2312/reports-ifg.2001.13	Vogelsang et al. (2001)
GIK17051_3	10.2312/reports-sfb313.1996.61 & 10.2312/reports-ifg.2001.13	Jung (1996) Vogelsang et al. (2001)
GIK17286_1	10.1029/2019PA003646	Lauterbach et al. (2020)
GIK17730_4	10.2312/reports-sfb313.1993.41 & 10.2312/reports-ifg.2001.13	Weinelt (1993) Vogelsang et al. (2001)
GIK17748_2	10.1016/j.epsl.2008.04.043 & 10.1016/S0277-3791(02)00012-4	Mohtadi et al. (2008) Kim et al. (2002b)
GIK17927_2	10.1007/s00531-015-1227-6	Sadatzki et al. (2016)
GIK17940_2	10.1016/S0025-3227(98)00182-0 & 10.1029/1998PA900015 & 10.1029/1999PA900028 & 10.1016/S0025-3227(98)00177-7 & 10.1016/j.chemgeo.2012.07.024	Wang et al. (1999a) Pelejero et al. (1999) Wang et al. (1999b) Jian et al. (1999) Hu et al. (2012)
GIK17961_2	10.1016/S0025-3227(98)00182-0 & 10.1029/1998PA900015	Wang et al. (1999a) Pelejero et al. (1999)
GIK18252_3	10.1126/science.1057131	Kienast et al. (2001)
GIK18287_3	10.1006/qres.2001.2235	Steinke et al. (2001)
GIK18462_3	10.1029/2010PA001934	Xu et al. (2010)
GIK18471_1	10.1016/j.palaeo.2016.09.010	Lo Giudice Cappelli et al. (2016)
GIK18519_2	10.1029/2018PA003323	Schröder et al. (2018)
GIK18522_3	10.1029/2018PA003323	Schröder et al. (2018)
GIK18526_3	10.1029/2018PA003323	Schröder et al. (2018)
GIK18540_3	10.1029/2018PA003323	Schröder et al. (2018)
GIK23065_2	10.2312/reports-sfb313.1990.23 & 10.2312/reports-ifg.2001.13	Vogelgesang (1990) Vogelsang et al. (2001)
GIK23074_1	10.2312/reports-ifg.2001.13 & 10.2312/reports-ifg.1999.9	Vogelsang et al. (2001) Voelker (1999)
GIK23258_2	10.1111/j.1502-3885.2003.tb01227.x & 10.1016/S0146-6380(03)00084-6	Sarnthein et al. (2003) Martrat et al. (2003)
GIK23258_3	10.1111/j.1502-3885.2003.tb01227.x	Sarnthein et al. (2003)
GIK23414_9	10.2312/reports-sfb313.1996.61 & 10.2312/BzPM_0456_2003	Jung (1996) Kandiano (2003)
GIK23415_9	10.2312/reports-sfb313.1996.61 & 10.1127/zdgg/154/2003/47	Jung (1996) Weinelt et al. (2003a)
GIK23416_4	10.2312/reports-sfb313.1996.61	Jung (1996)
GIK23417_1	10.2312/reports-sfb313.1996.61	Jung (1996)

GIK23418_8	10.2312/reports-sfb313.1996.61	Jung (1996)
GIK23419_8	10.2312/reports-sfb313.1996.61	Jung (1996)
GIK23519_5	10.1111/j.1502-3885.2006.tb01112.x	Millo et al. (2008)
GL1090	10.1016/j.epsl.2017.01.014 & 10.1016/j.gloplacha.2017.09.006 & 10.1002/2017GL074457 & 10.1029/2019PA003653 & 10.1016/j.quascirev.2020.106307	Santos et al. (2017a) Lessa et al. (2017) Santos et al. (2017b) Ballalai et al. (2019) Santos et al. (2020)
GS07_150_17_1 GC_A	10.1002/2017PA003095 & 10.1016/j.epsl.2015.05.032	Voigt et al. (2017) Freeman et al. (2015)
GeoB10029_4	10.1016/j.epsl.2010.01.024	Mohtadi et al. (2010a)
GeoB10038_4	10.1016/j.epsl.2010.01.024 & 10.1016/j.quascirev.2009.12.006	Mohtadi et al. (2010a) Mohtadi et al. (2010b)
GeoB10042_1	10.2458/azu_js_rc.55.16384 & 10.1002/2015PA002802	Southon (2013) Setiawan et al. (2015)
GeoB10043_3	10.2458/azu_js_rc.55.16384 & 10.1002/2015PA002802	Southon (2013) Setiawan et al. (2015)
GeoB10065_7	10.1016/j.quascirev.2014.04.006 & 10.1002/2014GL061450	Steinke et al. (2014a) Steinke et al. (2014b)
GeoB10069_3	10.1016/j.epsl.2013.11.032	Gibbons et al. (2014)
GeoB1016_3	10.1002/2013GL058999 & 10.1007/978-3-642-80353-6_27 & 10.1007/978-3-642-78737-9_15 & 10.1029/94PA03308 & 10.1029/96PA03640	Govin et al. (2014a) Schneider et al. (1996) Müller et al. (1994) Schneider et al. (1995) Schneider et al. (1997)
GeoB1023_5	10.1016/S0012-821X(01)00545-3 & 10.1144/GSL.SP.1992.064.01.19	Kim et al. (2002a) Schneider et al. (1992)
GeoB1032_3	10.1007/978-3-642-80353-6_30 & 10.1007/978-3-642-18917-3_26 & 10.1007/978-3-642-80353-6_25	Bickert and Wefer (1996) Volbers et al. (2003) Wefer et al. (1996)
GeoB1034_3	10.1007/978-3-642-80353-6_30	Bickert and Wefer (1996)
GeoB1035_4	10.1007/978-3-642-80353-6_30	Bickert and Wefer (1996)
GeoB1041_3	10.1007/978-3-642-80353-6_30	Bickert and Wefer (1996)
GeoB1101_5	10.1007/978-3-642-80353-6_30	Bickert and Wefer (1996)
GeoB1105_3	10.1007/978-3-642-80353-6_30 & 10.1007/978-3-642-58646-0_1 & 10.1029/1999PA000370 & 10.1007/978-3-642-80353-6_25 & 10.1007/978-3-642-80353-6_27	Bickert and Wefer (1996) Wefer et al. (1999) Nürnberg et al. (2000) Wefer et al. (1996) Schneider et al. (1996)

GeoB1112_4	10.1594/PANGAEA.54765 & 10.1007/978-3-642-80353-6_30 & 10.1007/978-3-642-58646-0_1 & 10.1029/1999PA000370 & 10.1007/978-3-642-80353-6_25	Meinecke (1992) Bickert and Wefer (1996) Wefer et al. (1999) Nürnberg et al. (2000) Wefer et al. (1996)
GeoB1113_4	10.1029/93PA03301	Sarnthein et al. (1994)
GeoB1115_3	10.1007/978-3-642-80353-6_30	Bickert and Wefer (1996)
GeoB1117_2	10.1594/PANGAEA.713768 & 10.1594/PANGAEA.548402 & 10.1007/978-3-642-80353-6_30	Dittert (1998) Meinecke (1992) Bickert and Wefer (1996)
GeoB1118_3	10.1007/978-3-642-80353-6_30	Bickert and Wefer (1996)
GeoB1211_3	10.1007/978-3-642-80353-6_30	Bickert and Wefer (1996)
GeoB1214_1	10.1007/978-3-642-80353-6_30 & 10.1016/S0031-0182(96)00137-X	Bickert and Wefer (1996) Schmiedl and Mackensen (1997)
GeoB12605_3	10.1002/2013PA002555	Kuhnert et al. (2014)
GeoB12610_2	10.1002/jqs.2767	Rippert et al. (2015)
GeoB12615_4	10.5194/cp-10-293-2014	Romahn et al. (2014)
GeoB13731_1	10.1016/j.margeo.2013.04.009	Fink et al. (2013)
GeoB1505_2	10.1029/1999PA900027	Zabel et al. (1999)
GeoB16202_2	10.1002/2017PA003095 & 10.1002/2017PA003084 & 10.1029/2018PA003437	Voigt et al. (2017) Mulitza et al. (2017) Venancio et al. (2018)
GeoB16203_1	10.1002/2017PA003084 & 10.1002/2017PA003095	Mulitza et al. (2017) Voigt et al. (2017)
GeoB16205_4	10.1002/2017PA003084 & 10.1002/2017PA003095	Mulitza et al. (2017) Voigt et al. (2017)
GeoB16206_1	10.1016/j.epsl.2015.09.054 & 10.1002/2017PA003095	Zhang et al. (2015) Voigt et al. (2017)
GeoB16224_1	10.1016/j.epsl.2015.09.054 & 10.1002/2017PA003095 & 10.1016/j.quascirev.2017.12.005 & 10.1016/j.epsl.2019.05.006	Zhang et al. (2015) Voigt et al. (2017) Crivellari et al. (2018) Crivellari et al. (2019)
GeoB16602	10.1016/j.palaeo.2016.10.033 & 10.1016/j.epsl.2018.04.046 & 10.1038/s41561-018-0250-1	Liu et al. (2017) Huang et al. (2018) Cheng et al. (2018)
GeoB1710_3	10.1016/S0031-0182(96)00137-X & 10.1007/978-3-642-18917-3_26 & 10.1006/qres.1999.2040 & 10.1594/PANGAEA.57980	Schmiedl and Mackensen (1997) Volbers et al. (2003) Kirst et al. (1999) Müller (2001)

GeoB1711_4	10.1007/s003820050321 & 10.1016/S0031-0182(96)00136-8 & 10.1006/qres.1999.2040 & 10.1594/PANGAEA.143593	Vidal et al. (1999) Little et al. (1997) Kirst et al. (1999) Müller (2004a)
GeoB1720_2	10.1038/NGEO527	Dickson et al. (2009)
GeoB17426_3	10.1029/2019PA003832	Hollstein et al. (2020)
GeoB18131_1	10.1016/j.margeo.2019.02.007	Wang et al. (2019)
GeoB3004_1	10.1029/2006PA001284 & 10.1029/2004PA001044	Schmiedl and Mackensen (2006) Schmiedl and Leuschner (2005)
GeoB3104_1	10.1016/S0012-821X(99)00025-4 & 10.1006/qres.1998.1992	Arz et al. (1999b) Arz et al. (1998)
GeoB3129_1	10.1016/j.epsl.2005.11.012 & 10.1007/s003670050111	Weldeab et al. (2006) Arz et al. (1999a)
GeoB3202_1	10.1016/S0012-821X(99)00025-4	Arz et al. (1999b)
GeoB3302_1	10.1016/j.epsl.2008.04.043 & 10.1016/S0277-3791(02)00012-4 & 10.1029/2004PA001003 & 10.1006/qres.1998.2010	Mohtadi et al. (2008) Kim et al. (2002b) Mohtadi and Hebbeln (2004) Lamy et al. (1999)
GeoB3327_5	10.1029/2012PA002317	Ho et al. (2012)
GeoB3359_3	10.1016/j.epsl.2008.04.043 & 10.1016/j.yqres.2005.07.003	Mohtadi et al. (2008) Romero et al. (2006)
GeoB3808_6	10.1016/j.epsl.2015.03.004	Jonkers et al. (2015)
GeoB3910_2	10.1029/2006PA001391 & 10.1130/0091- 7613(2001)029<0239:MSCOSA>2.0.CO ;2	Jaeschke et al (2007) Arz et al. (2001)
GeoB3935_2	10.1016/S0967-0637(99)00076-X	Schlünz et al. (2000)
GeoB3938_1	10.5194/cp-10-843-2014 & 10.1016/S0967-0637(99)00076-X	Schlünz et al. (2014b) Schlünz et al. (2000)
GeoB4216_1	10.1016/S0967-0645(02)00101-7	Freudenthal et al. (2002)
GeoB4223_2	10.1016/s0967-0645(02)00102-9 & 10.1016/S0967-0645(02)00101-7	Henderiks et al. (2002) Freudenthal et al. (2002)
GeoB4240_2	10.1016/S0967-0645(02)00101-7	Freudenthal et al. (2002)
GeoB4411_2	10.5194/cp-10-843-2014	Govin et al. (2014b)
GeoB4901_8	10.1594/PANGAEA.66799 & 10.1016/j.margeo.2012.06.007	Adegbie (2001) Kallweit et al. (2012)
GeoB4905_4	10.1130/G21874.1 & 10.1016/S0031- 0182(03)00474-7	Weldeab et al. (2005) Adegbie et al. (2003)

GeoB5844_2	10.1016/j.quascirev.2006.07.016 & 10.1029/2002PA000864	Arz et al. (2007) Arz et al. (2003)
GeoB5901_2	10.1016/j.quascirev.2020.106220 & 10.1016/j.quascirev.2004.08.010 & 10.5194/cp-15-617-2019	Schirmacher et al. (2020) Kim et al. (2004) Schirmacher et al. (2019)
GeoB6211_2	10.1130/G24979A.1 & 10.1002/2014PA002677 & 10.1016/j.palaeo.2013.12.005 & 10.5194/cp-11-915-2015 & 10.1016/j.palaeo.2012.12.022	Chiessi et al. (2008) Voigt et al. (2015) Chiessi et al. (2014) Chiessi et al. (2015) Razik et al. (2013)
GeoB6518_1	10.1594/PANGAEA.135708 & 10.1038/nature03945 & 10.1016/j.gca.2012.01.024	Müller (2004b) Schefuss et al (2005) Rampen et al. (2012)
GeoB7010_2	10.5194/cp-10-843-2014	Govin et al. (2014b)
GeoB7011_1	10.5194/cp-10-843-2014	Govin et al. (2014b)
GeoB7165_1	10.1016/j.epsl.2008.04.043	Mohtadi et al. (2008)
GeoB7186_3	10.1016/j.quascirev.2006.12.008	Mohtadi et al. (2007)
GeoB7702_3	10.1029/2009PA001740	Castañeda et al. (2010)
GeoB7920_2	10.1038/ngeo289	Tjallingii et al. (2008)
GeoB7926_2	10.1016/j.quascirev.2014.04.027 & 10.1016/j.epsl.2012.05.018 & 10.1029/2008PA001601	McKay et al. (2014) Kim et al. (2012) Romero et al. (2008)
GeoB8331_4	10.1016/j.quaint.2015.10.017 & 10.2113/gssajg.110.2-3.327 & 10.1029/2010GL044353	Hahn et al. (2016) Herbert and Compton (2007) Leduc et al. (2010)
GeoB9307_3	10.1038/nature10685	Schefuss et al. (2011)
GeoB9508_5	10.1029/2008PA001637 & 10.1029/2009GL039687 & 10.1029/2010GL046070 & 10.1016/j.gloplacha.2013.03.007	Mulitza et al. (2008) Niedermeyer et al. (2009) Zarriess et al. (2011) Bouimetarhan et al. (2013)
GeoB9510_1	10.1029/2018PA003359	Völpel et al. (2019)
GeoB9512_5	10.1029/2018PA003359	Völpel et al. (2019)

586

GeoB9513_3	10.1029/2018PA003359	Völpel et al. (2019)
GeoB9526_5	10.1029/2010PA001944 & 10.1029/2010GL046070 & 10.1016/j.marmicro.2010.06.001	Zarriess and Mackensen (2011) Zarriess et al. (2011) Zarriess and Mackensen (2010)
GeoB9528_3	10.1073/pnas.0905771106 & 10.1016/j.epsl.2010.10.031 &	Castañeda et al. (2009) Hull et al. (2011)

	10.1016/j.epsl.2010.10.032 & 10.1016/j.epsl.2010.10.033	Andersen et al. (2011) Shibazaki et al. (2011)
GeoTu_SL14 8	10.1016/j.palaeo.2007.01.004 & 10.1594/PANGAEA.701637	Ehrmann et al. (2007) Kuhnt et al. (2008)
GiK18515_3	10.1016/j.quascirev.2016.10.018	Schröder et al. (2016)
H214	10.1029/2004PA001088	Samson et al. (2005)
HLY02_02_1 7	10.1016/j.dsr2.2005.07.004 & 10.1029/2005PA001205	Cook et al. (2005) Brunelle et al. (2007)
HM79_4	10.1029/92PA01651 & 10.1029/2002PA000780	Karpuz and Jansen (1992) Dolven et al. (2002)
HM79_4_6	10.1029/92PA01651	Karpuz and Jansen (1992)
HU90_013_0 13	10.2312/reports-ifg.2001.13 & 10.1139/e94-007	Vogelsang et al. (2001) Hillaire-Marcel et al. (1994)
HU91_045_0 93	10.1144/jgs2013-097 & 10.1029/2011PA002155	Hoogakker et al. (2015) Hoogakker et al. (2011)
HYIV2015_B 9	10.1029/2018GL078568	Li et al. (2018)
IOW225514	10.1191/0959683603hl634rp	Emeis et al. (2003)
IOW225517	10.1191/0959683603hl634rp	Emeis et al. (2003)
JM07_015	10.1002/jqs.2748 & 10.1111/bor.12282	Sternal et al. (2014) Telesiński et al. (2018)
JM96_1225_ 1_GC	10.1029/2001PA000632	Hagen and Hald (2002)
JM96_1225_ 2_GC	10.1029/2001PA000632	Hagen and Hald (2002)
JR244_GC52 8	10.1073/pnas.1511252113 & 10.1016/j.epsl.2017.07.004	Roberts et al. (2016) Roberts et al. (2017)
JT96_09PC	10.1029/2000GL012543	Kienast and McKay (2001)
KF13	10.3289/GEOMAR_REP_73_1998	Richter (1998)
KF16	10.1029/2012PA002281 & 10.5194/cp- 13-333-2017 & 10.1002/2014PA002637 & 10.1016/j.epsl.2015.05.009	Schwab et al. (2012) Repschläger et al. (2017) Repschläger et al. (2015b) Repschläger et al. (2015a)
KH94_3_LM_ 8	10.1002/jqs.843	Oba and Murayama (2004)
KNR110_50	10.1029/PA003i003p00361	Sarnthein et al. (1988)
KNR110_71	10.1029/PA003i003p00361	Sarnthein et al. (1988)
KNR110_82	10.1029/PA003i006p00647 &	Broecker et al. (1988c)

	10.1029/PA003i003p00361	Sarnthein et al. (1988)
KNR140_37J PC	10.1029/2000PA000527 & 10.1029/1998PA900004	Oppo et al. (2001) Cortijo et al. (1999)
KNR159_42	10.1029/2004PA001021	Curry and Oppo (2005)
KNR159_5_3 6	10.1130/G25080A.1 & 10.1029/1999pa000436 & 10.1029/2004PA001021 & 10.1130/g25080a.1	Carlson et al. (2008) Oppo and Horowitz (2000) Curry and Oppo (2005) Carlson et al. (2008)
KNR166_2_1	10.1029/2008PA001717	Lynch-Stieglitz et al. (2009)
KNR166_2_1 05	10.1029/2008PA001717	Lynch-Stieglitz et al. (2009)
KNR166_2_1 06	10.1029/2008PA001717	Lynch-Stieglitz et al. (2009)
KNR166_2_1 13	10.1029/2008PA001717	Lynch-Stieglitz et al. (2009)
KNR166_2_1 19	10.1029/2008PA001717	Lynch-Stieglitz et al. (2009)
KNR166_2_1 27	10.1029/2008PA001717	Lynch-Stieglitz et al. (2009)
KNR166_2_1 35	10.1029/2008PA001717	Lynch-Stieglitz et al. (2009)
KNR166_2_2	10.1029/2008PA001717	Lynch-Stieglitz et al. (2009)
KNR166_2_5 1	10.1029/2008PA001717	Lynch-Stieglitz et al. (2009)
KNR195_5_C DH23	10.1002/2015PA002816	Bova et al. (2015)
KNR195_5_C DH26	10.1002/2015PA002816	Bova et al. (2015)
KNR31_GPC 9	10.1038/371323a0	Keigwin et al. (1994)
KNR31_GPC _5	10.1016/0198-0149(89)90032-0 & 10.1029/94jc00525 & 10.1029/1998PA900026	Keigwin and Jones (1989) Keigwin and Jones (1994) Keigwin and Boyle (1999)
KT05_7_PC_ 02	10.1016/j.quascirev.2008.12.009	Kawahata et al. (2009)
KT90_9_21	10.1002/jqs.843	Oba and Murayama (2004)
KT90_9_5	10.1002/jqs.843	Oba and Murayama (2004)
KX973_21_2	10.1016/j.quascirev.2020.106361 & 10.1126/sciadv.abc0402 & 10.1038/s41586-022-05302-y &	Dang et al. (2020a) Dang et al. (2020b) Jian et al. (2022)

	10.1007/s11434-012-5277-x & 10.1016/j.gloplacha.2013.06.002	Wu et al. (2012) Wu et al. (2013)
KX973_22_4	10.1038/s43247-021-00305-5 & 10.1007/s00343-017-6082-9 & 10.1038/s41467-022-33206-y	Zhang et al (2021) Zhang et al. (2017) Zhang et al. (2017)
LPAZ21P	10.1126/science.1059209	Herbert et al. (2001)
LV28_42_4	10.1594/PANGAEA.59112 & 10.1029/2004PA001023	Kaiser (2002) Nürnberg and Tiedemann (2004)
LV29_114_3	10.5194/cp-10-591-2014 & 10.1002/palo.20014 & 10.1029/2012PA002292	Max et al. (2014a) Riethdorf et al. (2013a) Max et al. (2012)
LaPAS_KF02	10.1016/j.palaeo.2013.01.014	Pivel et al. (2013)
M125_445_7	10.1016/j.gloplacha.2020.103150 & 10.1029/2020GL087948	Hou et al. (2020a) Hou et al. (2020b)
M125_469_3	10.1016/j.quascirev.2019.105990 & 10.1029/2020PA003876	Campos et al. (2019) Campos et al. (2020)
M25_4_KL11	10.1016/S0031-0182(00)00053-5 & 10.1038/23432	Emeis et al. (2000) Allen et al. (1999)
M35003_4	10.3289/GEOMAR_REP_95_1999 & 10.1038/990069 & 10.2312/reports- ifg.2001.13	Hüls (1999) Rühlemann et al. (1999) Vogelsang et al. (2001)
M35027_1	10.3289/GEOMAR_REP_95_1999	Hüls (1999)
M39_008	10.1029/2000PA000502 & 10.2312/reports-ifg.2001.14	Cacho et al. (2001) Löwemark (2001)
M44_1_KL71	10.1016/S0031-0182(02)00596-5	Sperling et al. (2003)
M75_3_137_3	10.1002/palo.20053	Wang et al. (2013)
M77_2_056_5	10.1016/j.quascirev.2013.06.021 & 10.1002/2014PA002706	Mollier-Vogel et al. (2013) Nürnberg et al. (2015)
M77_2_059_1	10.1016/j.quascirev.2013.06.021 & 10.1002/2014PA002706	Mollier-Vogel et al. (2013) Nürnberg et al. (2015)
M78_1_235_1	10.1016/j.epsl.2017.01.030 & 10.1130/G35562.1 & 10.1016/j.gloplacha.2017.11.008 & 10.1029/2018PA003376	Poggemann et al. (2017) Hoffmann et al. (2014) Bahr et al. (2018) Reißig et al. (2019)
MD01_2378	10.1016/j.epsl.2010.12.021 & 10.1029/2004PA001094 & 10.1016/j.marmicro.2005.09.001 & 10.1029/2006PA001278 & 10.1016/j.marmicro.2007.10.002 & 10.1016/j.epsl.2008.06.029 &	Sarnthein et al. (2011) Holbourn et al. (2005) Kawamura et al. (2006) Xu et al. (2006) Dürkop et al. (2008) Xu et al. (2008)

	10.1029/2008PA001653	Zuraida et al. (2009)
MD01_2386	10.1073/pnas.1915510117	Jian et al. (2020)
MD01_2390	10.1016/j.quascirev.2007.12.003	Steinke et al. (2008)
MD01_2412	10.1016/j.gloplacha.2006.01.012 & 10.1016/j.gloplacha.2006.01.010	Sakamoto et al. (2006) Harada et al. (2006)
MD01_2415	10.1029/2004PA001023	Nürnberg and Tiedemann (2004)
MD01_2416	10.2458/azu_rc.57.17916 & 10.5194/cp-9-2595-2013 & 10.1016/j.quascirev.2004.08.008 & 10.1029/2007PA001513 & 10.1038/s41561-018-0108-6	Sarnthein et al. (2015) Sarnthein et al. (2013) Sarnthein et al. (2004) Gebhardt et al. (2008) Gray et al. (2018)
MD01_2421	10.1002/jqs.843 & 10.1130/G25667A.1 & 10.1029/2004GL021903 & 10.1016/j.gloplacha.2006.05.002	Oba and Murayama (2004) Weinelt (1993) Yamamoto et al. (2005) Oba et al. (2006)
MD02_2488	10.1029/2008PA001603 & 10.5194/cp-8-483-2012	Govin et al. (2009) Govin et al. (2012)
MD02_2489	10.1029/2007PA001513	Gebhardt et al. (2008)
MD02_2496	10.1016/j.quascirev.2008.01.013 & 10.1016/j.epsl.2014.06.026 & 10.1002/2013PA002581	Cosma et al. (2008) Taylor et al. (2014) Chang et al. (2014)
MD02_2529	10.1038/nature05578	Leduc et al. (2007)
MD02_2550C 2	10.1029/2005PA001243 & 10.1029/2010PA001928	LoDico et al. (2006) Williams et al. (2010)
MD02_2551	10.1029/2005pa001186 & 10.1029/2005PA001186	Hill et al. (2006) Hill et al. (2006)
MD02_2575	10.1038/ngeo277 & 10.1016/j.epsl.2008.04.051	Ziegler et al. (2008) Nürnberg et al. (2008)
MD02_2589	10.1029/2006PA001407 & 10.1029/2007PA001511	Molyneux et al. (2007) Diz et al. (2007)
MD02_2594	10.1029/2009PA001879	Martínez-Méndez et al. (2010)
MD03_2607	10.1016/j.palaeo.2012.08.013 & 10.1002/palo.20035 & 10.1038/ngeo1856	Lopes dos Santos et al. (2012) Lopes dos Santos et al. (2013b) Lopes dos Santos et al. (2013a)
MD03_2611G	10.1594/PANGAEA.911840 & 10.1594/PANGAEA.923026 & 10.1016/j.quascirev.2017.11.033 & 10.1016/j.quascirev.2009.04.007 & 10.1016/j.epsl.2006.12.019 & 10.1017/qua.2021.12 &	Schneider et al. (2020) Moros and De Deckker (2020) Perner et al. (2018) Moros et al. (2009) Gingele et al. (2007) Moros et al. (2021)

	10.1038/ngeo1431 & 10.1016/j.quascirev.2020.106593	De Deckker et al. (2012) De Deckker et al. (2020)
MD03_2697	10.1016/j.marmicro.2006.07.006 & 10.1016/j.quascirev.2014.09.001 & 10.1029/2009GC002398	Naughton et al. (2007) Salgueiro et al. (2014) Eynaud et al. (2009)
MD03_2707	10.1126/science.1140461	Weldeab et al. (2007)
MD05_2896	10.1016/j.yqres.2014.12.003 & 10.1002/2013PA002578 & 10.1016/j.palaeo.2010.04.005 & 10.1016/j.quascirev.2016.04.009	Dong et al. (2015) Wan and Jian (2014) Tian et al. (2010) Wang et al. (2016)
MD05_2897	10.1016/j.yqres.2014.12.003 & 10.1016/j.gloplacha.2012.06.003 & 10.1016/j.quascirev.2016.04.009	Dong et al. (2015) Huang and Tian (2012) Wang et al. (2016)
MD05_2904	10.3799/dqkx.2010.067 & 10.1016/j.gloplacha.2011.06.006	Ge et al. (2010) Steinke et al. (2011)
MD05_2920	10.1016/j.quascirev.2013.12.018 & 10.1016/j.quascirev.2011.09.016	Tachikawa et al. (2014) Tachikawa et al. (2011)
MD05_2925	10.5194/cp-10-2253-2014 & 10.1038/s41598-017-04031-x & 10.1016/j.quascirev.2022.107756 & 10.1038/ncomms10018	Lo et al. (2014) Lo et al. (2017) Lo et al. (2022) Liu et al. (2015)
MD06_2986	10.1002/2014PA002727	Ronge et al. (2015)
MD06_2990	10.1002/2014PA002727	Ronge et al. (2015)
MD06_3018	10.1029/2009PA001755 & 10.1029/2010PA002019	Russon et al. (2009) Russon et al. (2011)
MD06_3047B	10.1016/j.palaeo.2017.12.039	Jia et al. (2018)
MD06_3067	10.1029/2010PA001966	Bolliet et al. (2011)
MD06_3075	10.1002/2013PA002599	Fraser et al. (2014)
MD07_3076	10.1126/science.1183627 & 10.1016/j.epsl.2014.11.051 & 10.1038/ncomms11539 & 10.1029/2010PA002007 & 10.1073/pnas.1511252113	Skinner et al. (2010) Gottschalk et al. (2015) Gottschalk et al. (2016a) Waelbroeck et al. (2011) Roberts et al. (2016)
MD07_3077	10.1002/2016PA003029 & 10.1016/j.quascirev.2019.106067	Gottschalk et al. (2016b) Gottschalk et al. (2020)
MD07_3128	10.1029/2010PA002049	Caniupán et al. (2011)
MD10_3340	10.1126/sciadv.abc0402 & 10.1038/s41586-022-05302-y & 10.1002/2014GC005550	Dang et al. (2020b) Jian et al. (2022) Dang et al. (2015)
MD161_17	10.1002/2017GC007075	Panmei et al. (2017)

MD73_025	10.1594/PANGAEA.726208 & 10.1029/PA004i006p00629 & 10.1016/0033-5894(84)90098-X & 10.1016/0031-0182(85)90069-0	Duplessy (1982a) Labracherie et al. (1989) Cline et al. (1984) Labeyrie and Duplessy (1985)
MD77_194	10.1029/PA003i003p00361 & 10.1016/S0277-3791(97)00099-1 & 10.2312/reports-gpi.1989.27	Sarnthein et al. (1988) Sonzogni et al. (1998) Sirocko (1989)
MD79_254	10.25921/9xvw-pr91 & 10.1029/PA003i003p00361	Duplessy (1996) Sarnthein et al. (1988)
MD79_257	10.1029/2006GC001514 & 10.1016/S0277-3791(97)00099-1 & 10.1016/0012-821X(91)90147-A	Levi et al. (2007) Sonzogni et al. (1998) Duplessy et al. (1991)
MD84_527	10.1029/PA004i006p00629 & 10.1029/PA003i003p00361 & 10.1029/92PA00709 & 10.1029/PA003i003p00343	Labracherie et al. (1989) Sarnthein et al. (1988) Pichon et al. (1992) Duplessy et al. (1988)
MD84_551	10.1029/PA004i006p00629 & 10.1029/92PA00709	Labracherie et al. (1989) Pichon et al. (1992)
MD88_770	10.1029/95PA02255	Labeyrie et al. (1996)
MD95_2002	10.1016/S0012-821X(01)00332-6 & 10.1130/0091- 7613(2000)28<123:WTNAHE>2.0.CO;2 & 10.1016/S0025-3227(02)00276-1 & 10.1029/2012GL052100 & 10.1016/j.palaeo.2016.12.031	Zaragosi et al. (2001) Grousset et al. (2000) Auffret et al. (2002) Eynaud et al. (2012) Zumaque et al. (2017)
MD95_2010	10.1038/46753 & 10.1029/158GM20 & 10.5194/cp-8-483-2012	Dokken and Jansen (1999) Risebrobakken et al. (2005) Govin et al. (2012)
MD95_2015	10.1016/S0012-821X(00)00113-8 & 10.1016/S0277-3791(01)00105-6	Giraudeau et al. (2000) Marchal et al. (2002)
MD95_2024	10.1029/2011PA002160 & 10.1029/2011PA002155 & 10.1144/jgs2013-097 & 10.1029/2000PA000560	Korte and Hesselbo (2011) Hoogakker et al. (2011) Hoogakker et al. (2015) Weber et al. (2001)
MD95_2039	10.1016/S0012-821X(98)00265-9 & 10.1016/j.quascirev.2014.09.001 & 10.1029/2009GC002398 & 10.1016/S0921-8181(02)00197-2	Thomson et al. (1999) Salgueiro et al. (2014) Eynaud et al. (2009) Schönfeld et al. (2003)
MD95_2040	10.1029/2010GM001021 & 10.1016/S0025-3227(03)00046-X & 10.1016/S0031-0182(01)00444-8 & 10.1029/2009GC002605 & 10.1016/S0012-821X(02)00787-2 & 10.1016/S0921-8181(02)00197-2	Voelker and de Abreu (2011a) de Abreu et al. (2003) Pailler and Bard (2002) Voelker et al. (2009) Moreno et al. (2002) Schönfeld et al. (2003)

MD95_2041	10.1029/2010GM001021 & 10.1029/2009GC002605	Voelker and de Abreu (2011b) Voelker et al. (2009)
MD95_2042	10.1029/2000PA000513 & 10.1016/S0031-0182(01)00444-8 & 10.1029/1998PA900027	Shackleton et al. (2000) Pailler and Bard (2002) Cayre et al. (1999)
MD95_2043	10.1016/j.quascirev.2006.10.004 & 10.1029/1999PA900044 & 10.1016/j.quascirev.2014.06.016	Cacho et al. (2006) Cacho et al. (1999) Martrat et al. (2014)
MD96_2048	10.1016/j.epsl.2016.06.049 & 10.5194/cp-7-1285-2011 & 10.1038/s41586-018-0309-6	Castañeda et al. (2016) Caley et al. (2011) Caley et al. (2018)
MD96_2098	10.1073/pnas.1214292110 & 10.1029/2004PA001001	Daniau et al. (2013) Pichevin et al. (2005)
MD97_2120	10.1038/nature03544 & 10.1029/2005PA001191 & 10.1126/science.1084451 & 10.1126/science.1102163	Sachs and Anderson (2005) Pahnke and Sachs (2006) Pahnke et al. (2003) Pahnke and Zahn (2005)
MD97_2121	10.1029/2005PA001191 & 10.1002/palo.20032 & 10.1016/j.palaeo.2007.08.013	Pahnke and Sachs (2006) Marr et al. (2013) Carter et al. (2008)
MD97_2125_abovehiatus	10.1016/j.quascirev.2008.12.013	Tachikawa et al. (2009)
MD97_2125_belowhiatus	10.1016/j.quascirev.2008.12.013	Tachikawa et al. (2009)
MD97_2138	10.1029/2006PA001269	de Garidel-Thoron et al. (2007)
MD97_2141_abovehiatus	10.1029/2001GC000260 & 10.1029/2000PA000557 & 10.1029/2021PA004361	Oppo et al. (2003a) de Garidel-Thoron et al. (2001) Weiss et al. (2022)
MD97_2141_belowhiatus	10.1029/2001GC000260 & 10.1029/2000PA000557 & 10.1029/2021PA004361	Oppo et al. (2003a) de Garidel-Thoron et al. (2001) Weiss et al. (2022)
MD97_2142	10.3319/TAO.2008.19.4.363(IMAGES) & 10.1016/S0031-0182(03)00389-4 & 10.1073/pnas.1701315114	Shiau et al. (2008) Chen et al. (2003) Ren et al. (2017)
MD97_2151	10.5194/cp-9-2777-2013 & 10.1016/j.palaeo.2005.11.033	Yamamoto et al. (2013) Zhao et al. (2006)
MD98_2160	10.1029/2006GL027234	Newton et al. (2006)
MD98_2161	10.1016/j.gloplacha.2013.08.017 & 10.1038/s41598-018-24055-1	Fan et al. (2013) Fan et al. (2018)
MD98_2162	10.1016/j.quascirev.2003.07.001 & 10.1038/s41586-022-05302-y	Visser et al. (2004) Jian et al. (2022)

MD98_2165	10.1016/j.epsl.2005.12.031 & 10.1029/2006GC001514	Waelbroeck et al. (2006) Levi et al. (2007)
MD98_2170	10.1126/science.1143791	Stott et al. (2007)
MD98_2176	10.1126/science.1143791 & 10.1038/nature02903	Stott et al. (2007) Stott et al. (2004)
MD98_2178	10.1016/j.gloplacha.2013.08.017 & 10.1038/s41598-018-24055-1	Fan et al. (2013) Fan et al. (2018)
MD98_2181	10.1029/2006PA001379 & 10.1126/science.1143791 & 10.1016/j.quascirev.2009.05.007 & 10.1126/science.1071627	Stott (2007) Stott et al. (2007) Saikku et al. (2009) Stott et al. (2002)
MD98_2188	10.1016/j.marmicro.2006.02.003 & 10.1029/2011GL050154	Lin et al. (2006) Dang et al. (2012)
MD99_2203	10.1029/2011PA002184	Cléroux et al. (2012)
MD99_2236	10.1016/j.quascirev.2014.10.022	Jennings et al. (2015)
MD99_2256	10.1016/j.marmicro.2010.08.002 & 10.1016/j.quascirev.2014.10.022	(Ólafsdóttir et al., 2010) (Jennings et al., 2015)
MD99_2281	10.5194/cp-11-1507-2015 & 10.1002/jqs.2601 & 10.5194/cp-8-1997- 2012	Wary et al. (2015) Caulle et al. (2013) Zumaque et al. (2012)
MD99_2284	10.1002/palo.20042 & 10.1029/2011PA002117 & 10.1038/ngeo439	Dokken et al. (2013) Risebrobakken et al. (2011) Bakke et al. (2009)
MD99_2304	10.1016/j.quascirev.2004.08.006 & 10.1029/158GM20	Hald et al. (2004) Risebrobakken et al. (2005)
MD99_2331	10.1016/j.epsl.2009.05.001 & 10.1016/j.quascirev.2014.09.001 & 10.1029/2009GC002398	Naughton et al. (2009) Salgueiro et al. (2014) Eynaud et al. (2009)
MD99_2339	10.1016/j.epsl.2006.03.014 & 10.1029/2009GC002605 & 10.1029/2010GM001021	Voelker et al. (2006) Voelker et al. (2009) Voelker and de Abreu (2011a)
MD99_2343	10.1029/2004PA001051 & 10.1016/j.quaint.2007.06.016	Sierro et al. (2005) Frigola et al. (2008)
ME0005A_24 JC	10.1016/j.epsl.2009.12.030 & 10.1016/j.quascirev.2010.10.012 & 10.1038/nature05222	Kusch et al. (2010) Dubois et al. (2011) Kienast et al. (2006)
ME0005A_27 JC	10.1029/2006PA001357 & 10.1016/j.quascirev.2010.10.012	Kienast et al. (2007) Dubois et al. (2011)
ME0005A_43 JC	10.1029/2005PA001208	Benway et al. (2006)
MR00_05_2P	10.1016/j.marmicro.2010.01.003	Koizumi and Yamamoto (2010)

C		
MR02_03_2P C	10.1016/j.marmicro.2010.01.003	Koizumi and Yamamoto (2010)
MR99_04_2P C	10.1016/j.marmicro.2010.01.003	Koizumi and Yamamoto (2010)
MR99_04_3P C	10.1016/j.marmicro.2010.01.003	Koizumi and Yamamoto (2010)
MSM02_3_66 6_4	10.5194/cp-13-1717-2017	Bartels et al. (2017)
MSM02_3_73 9_3	10.1111/bor.12325	Bartels et al. (2018)
MSM05_5_71 2_1	10.1016/j.palaeo.2011.05.030 & 10.1126/science.1197397	Werner et al. (2011) Spielhagen et al. (2011)
MSM05_5_71 2_2	10.1002/palo.20028 & 10.1016/j.quascirev.2012.04.024 & 10.1016/j.epsl.2014.07.016	Werner et al. (2013) Müller et al. (2012) Müller and Stein (2014)
MSM05_5_72 3_2	10.1016/j.quascirev.2012.04.024 & 10.1016/j.quascirev.2015.09.007	Müller et al. (2012) Werner et al. (2016)
MV0502_4JC	10.1029/2008PA001661	Waddell et al. (2009)
NA87_22	10.1029/2008PA001696 & 10.1038/358485a0 & 10.2312/reports- ifg.2001.13	Gherardi et al. (2009) Duplessy et al. (1992) Vogelsang et al. (2001)
NEAP18K	10.1130/0091- 7613(1999)027<0795:givfna>2.3.co;2 & 10.1029/1998pa900004	Chapman and Shackleton (1999) Cortijo et al. (1999)
NEAP_04K	10.1016/j.quascirev.2004.04.004 & 10.1029/2004GC000858	Hall et al. (2004) Rickaby and Elderfield (2005)
NGHP_01_17	10.1038/s41467-018-07076-2 & 10.1002/2014GC005586	Gebregiorgis et al. (2018) Ali et al. (2015)
OCE326_GG C30	10.1029/2006GL028495	Sachs (2007)
ODP1012	10.1126/science.1059209	Herbert et al. (2001)
ODP1016C	10.1016/j.quascirev.2006.07.014	Yamamoto et al. (2007)
ODP1020	10.2973/odp.proc.sr.167.206.2000 & 10.1029/98pa00069	Heusser et al. (2000) Herbert et al. (1998)
ODP1084B	10.1029/2004PA001049	Farmer et al. (2005)
ODP1090_TT N057_6	10.1029/2002GC000367	Hodell et al. (2003b)
ODP1145	10.1130/g21867.1	Oppo and Sun (2005)

ODP1239	10.1029/2009PA001868 & 10.1002/2015PA002873 & 10.1016/j.epsl.2010.06.010	Rincón-Martínez et al. (2010) Dyez et al. (2016) Etourneau et al. (2010)
ODP807	10.1016/j.marmicro.2007.03.003 & 10.1002/2015PA002906 & 10.1016/j.gloplacha.2022.103945	Zhang et al. (2007) Du et al. (2016) Feng et al. (2022)
ODP846	10.1029/2002PA000877 & 10.2973/odp.proc.sr.138.160.1995 & 10.1126/science.1120395	Martínez et al. (2003) Mix et al. (1995a) Lawrence et al. (2006)
ODP849	10.2973/odp.proc.sr.138.120.1995	Mix et al. (1995b)
ODP980	10.1126/science.283.5404.971 & 10.1016/j.quascirev.2006.07.006 & 10.1029/1998PA900021 & 10.1038/422277b	McManus et al. (1999) Oppo et al. (2006) Ortiz et al. (1999) Oppo et al. (2003b)
ODP982	10.1029/1998PA900013 & 10.1029/2008pa001669	Venz et al. (1999) Lawrence et al. (2009)
ODP984C	10.1038/ngeo227 & 10.1130/G23455A & 10.1029/1998PA900021	Praetorius et al. (2008) Came et al. (2007) Ortiz et al. (1999)
ODP_677	10.1017/S0263593300020782	Shackleton et al. (1990)
OMEXII_9K_2	10.1016/j.epsl.2016.01.016 & 10.1016/S0012-821X(00)00068-6	Hendry et al. (2016) Hall and McCave (2000)
P178_15P	10.1038/ngeo2603	Tierney et al. (2016)
P7	10.1029/91PA02532 & 10.1029/pa003i002p00157	Pedersen et al. (1991) Pedersen et al. (1988)
PBBC_1	10.1130/G23507A.1	Richey et al. (2007)
PM9462_4	10.1016/S0921-8181(01)00116-3 & 10.2312/BzP_0281_1998	Bauch et al. (2001) Kunz-Pirrung (1998)
POS200_10_28_1	10.1016/S0025-3227(98)00062-0 & 10.1016/j.quascirev.2014.09.001	Abrantes et al. (1998) Salgueiro et al. (2014)
POS200_10_6_2	10.1016/S0031-0182(96)00135-6	Baas et al. (1997)
POS457_905_2	10.1029/2019GC008298	Mirzaloo et al. (2019)
POS457_909_2	10.1029/2019GC008298	Mirzaloo et al. (2019)
PS1388_3	10.1016/0025-3227(89)90068-6 & 10.1029/AR056p0349	Mackensen et al. (1989) Grobe and Mackensen (2013)
PS1730_2	10.2312/BzP_0241_1997	Nam (1997)

PS1878_3	10.5194/cp-10-123-2014 & 10.1111/bor.12045	Telesiński et al. (2014b) Telesiński et al. (2014a)
PS2082_1	10.1594/PANGAEA.50113 & 10.1594/PANGAEA.57592 & 10.1029/1998PA900020	Mackensen et al. (1994) Bohrmann (2005) Brathauer and Abelmann (1999)
PS2138_1	10.1111/j.1365-246X.2003.02115.x & 10.1016/S0025-3227(99)00106-1 & 10.1029/1999PA000454 & 10.1016/j.yqres.2003.07.008 & 10.1029/98PA01501	Nowaczyk et al. (2003) Knies et al. (2000) Wollenburg et al. (2001) Knies and Vogt (2003) Knies and Stein (1998)
PS2495_3	10.1016/S0921-8181(01)00102-3 & 10.1594/PANGAEA.55886 & 10.1029/2010PA001940 & 10.1594/PANGAEA.55890 & 10.1594/PANGAEA.55891 & 10.1594/PANGAEA.55893	Mackensen (2001) Niebler (2004a) Groeneveld and Chiessi (2011) Niebler (2004e) Niebler (2004d) Niebler (2004c)
PS2498_1	10.1594/PANGAEA.55887 & 10.1594/PANGAEA.55888 & 10.1594/PANGAEA.55889 & 10.1594/PANGAEA.55892 & 10.1016/S0921-8181(01)00102-3 & 10.1098/rsta.2013.0054	Niebler (2004b) Niebler (2004h) Niebler (2004g) Niebler (2004f) Mackensen (2001) Anderson et al. (2014)
PS75_056_1	10.1002/2016PA002932 & 10.1016/j.quascirev.2016.06.006	Ullermann et al. (2016) Benz et al. (2016)
PS75_059_2	10.1038/ncomms11487 & 10.1002/2016PA002932 & 10.1126/science.1245424	Ronge et al. (2016) Ullermann et al. (2016) Lamy et al. (2014)
PS75_160_1	10.1038/nature22995	Hillenbrand et al. (2017)
PS75_167_1	10.1038/nature22995	Hillenbrand et al. (2017)
R657	10.1029/97PA02982 & 10.1029/2001PA000640	Weaver et al. (1998) Sikes et al. (2002)
RAPiD_10_1 P	10.1029/2009PA001833 & 10.1016/j.gloplacha.2010.06.003	Thornalley et al. (2010b) Thornalley et al. (2011)
RAPiD_12_1 K	10.1038/nature07717	Thornalley et al. (2009)
RAPiD_15_4 P	10.1029/2009PA001833 & 10.1029/2009PA001772 & 10.1016/j.gloplacha.2010.06.003	Thornalley et al. (2010b) Thornalley et al. (2010a) Thornalley et al. (2011)
RAPiD_17_5 P	10.1029/2009PA001833 & 10.1016/j.gloplacha.2010.06.003	Thornalley et al. (2010b) Thornalley et al. (2011)
RC11_120	10.25921/yxk7-3d97 & 10.1016/0033- 5894(87)90046-9 & 10.1016/s0012- 821x(99)00116-8 & 10.1016/0033-	CLIMAP (2005) Martinson et al. (1987) Mashiotta et al. (1999)

	5894(84)90098-X & 10.1029/91PA02477	Cline et al. (1984) Charles et al. (1991)
--	--	--

587

588

RC11 _83	10.1016/j.epsl.2004.06.002 & 10.1016/0012-821X(96)00083-0 & 10.1038/355416a0	Piotrowski et al. (2004) Charles et al. (1996) Charles and Fairbanks (1992)
RC13 _110	10.1029/90PA02303 & 10.1029/2000PA000538	Mix et al. (1991) Lyle et al. (2002)
RC13 _228	10.1594/PANGAEA.139596 & 10.1594/PANGAEA.51105 & 10.2312/reports- ifg.2001.13	Curry (2004a) Ruddiman and Farrell (1996a) Vogelsang et al. (2001)
RC13 _229	10.1594/PANGAEA.139597 & 10.1594/PANGAEA.51106 & 10.1029/PA005i001p00043 & 10.1016/0012- 821X(87)90183-X & 10.1029/93PA02199	Curry (2004b) Ruddiman and Farrell (1996b) Oppo et al. (1990) Oppo and Fairbanks (1987) Oppo and Rosenthal (1994)
RC16 _119	10.1029/1999PA000436	Oppo and Horowitz (2000)
RC16 _84	10.1029/1999PA000436	Oppo and Horowitz (2000)
RS147 _GC0 7	10.1029/2008PA001659	Sikes et al. (2020)
RS147 _GC1 4	10.1029/2008PA001659	Sikes et al. (2020)
SAT_0 48A	10.1029/2020PA003865	Frozza et al. (2020)
SCS9 0_36	10.1016/S0377-8398(97)00014-5	Huang et al. (1997)
SK157 _14	10.1016/j.palaeo.2008.03.007	Ahmad et al. (2008)
SK157 _4	10.1029/2005GL024093	Saraswat et al. (2005)
SK168 _GC_ 1	10.1016/j.margeo.2010.06.003 & 10.1016/j.quascirev.2016.02.012	Sijinkumar et al. (2010) Gebregiorgis et al. (2016)
SK17	SINGH, A. D. & KROON, D. & GANESH RAM, R. S.. Millennial Scale Variations in Productivity and OMZ Intensity in the Eastern Arabian Sea. Geological Society of India, [S.I.], p. 369-377,	Singh et al. (2006) Anand et al. (2008)

	sep. 2006. & 10.1029/2007PA001564	
SK218 _1	10.1002/jqs.1392 & 10.1016/j.quascirev.2011.10.004	Naidu and Govil (2010) Govil and Divakar Naidu (2011)
SK237 _GC0 4	10.1016/j.epsl.2013.05.022	Saraswat et al. (2013)
SO13 6_003 GC	10.1029/2006PA001328 & 10.1002/2014PA002727	Barrows et al. (2007) Ronge et al. (2015)
SO16 4_17_ 2	10.1594/PANGAEA.121908 & 10.1029/2010PA002015	Nürnberg et al. (2003) Bahr et al. (2011)
SO18 480	10.1126/sciadv.abc0402 & 10.1038/s41586- 022-05302-y	Dang et al. (2020b) Jian et al. (2022)
SO18 9_119 KL	10.1038/nature13196	Mohtadi et al. (2014)
SO18 9_39K L	10.1038/nature13196	Mohtadi et al. (2014)
SO20 1_2_1 14KL	10.1029/2012PA002292	Max et al. (2012)
SO20 1_2_1 2KL	10.5194/cp-10-591-2014 & 10.1002/palo.20014 & 10.1029/2012PA002292	Max et al. (2014a) Riethdorf et al. (2013a) Max et al. (2012)
SO20 1_2_8 5	10.1002/palo.20014 & 10.5194/cp-9-1345-2013 & 10.5194/cp-10-591-2014 & 10.1029/2012PA002292 & 10.1130/G35879.1 & 10.1016/j.dsr2.2015.03.007	Riethdorf et al. (2013a) Riethdorf et al. (2013b) Max et al. (2014a) Max et al. (2014b) Riethdorf et al. (2016)
SO21 3_2_5 9_2	10.1016/j.epsl.2014.11.031	Tapia et al. (2015)
SO21 3_2_8 2_1	10.1038/ncomms11487 & 10.1002/2014PA002727	Ronge et al. (2016) Ronge et al. (2015)
SO21 3_2_8 4_1	10.1038/ncomms11487 & 10.1002/2014PA002727	Ronge et al. (2016) Ronge et al. (2015)
SO21 7_185	10.1002/2016PA003030	Hendrizan et al. (2017)

17_2		
SO23 6_52_ 4	10.5194/cp-13-1791-2017	Bunzel et al. (2017)
SO42 _74KL	10.1016/S0921-8181(00)00046-1 & 10.1038/364322a0 & 10.1016/0033- 5894(91)90018-z & 10.1016/j.quascirev.2004.08.010 & 10.2312/reports-gpi.1995.73 & 10.2312/reports- gpi.1989.27	Sirocko (2000) Sirocko et al. (1993) Sirocko et al. (1991) Kim et al. (2004) Schulz (1995) Sirocko (1989)
SO82 _5_2	10.2312/reports-sfb313.1996.61 & 10.1029/1999PA000464	Jung (1996) van Kreveld et al. (2000)
SO93 _1_22 KL	10.1594/PANGAEA.57356	Weber (1997)
SU81_ 14	10.1016/0033-5894(89)90045-8	Bard et al. (1989)
SU81_ 18	10.25921/9xvw-pr91 & 10.1038/35089060 & 10.1016/0033-5894(89)90045-8 & 10.1126/science.289.5483.1321 & 10.2312/reports-ifg.2001.13	Duplessy (1996) Waelbroeck et al. (2001) Bard et al. (1989) Bard et al. (2000) Vogelsang et al. (2001)
SU90_ 03	10.1029/1998pa900004	Cortijo et al (1999)
SU90_ 11	10.1016/j.gloplacha.2006.06.021 & 10.1098/rstb.1995.0067	Jullien et al. (2006) Labeyrie et al. (1995)
SU90_ 24	10.1016/S0012-821X(01)00561-1 & 10.1016/S0277-3791(01)00137-8 & 10.1029/98PA01792	Elliot et al. (2001) Elliot et al. (2002) Elliot et al. (1998)
SU90_ 39	10.1098/rstb.1995.0067 & 10.2312/reports- ifg.2001.13	Labeyrie et al. (1995) Vogelsang et al. (2001)
SU92_ 03	10.1016/j.quascirev.2009.11.013	Salgueiro et al. (2010)
SU92_ 33	10.5194/cp-13-17-2017	Dubois-Dauphin et al. (2017)
TAN0 803_0 9	10.1002/2014PA002652	Bostock et al. (2015)
TGS_ 931	10.1029/2018PA003323	Schröder et al. (2018)
TR163 _19	10.1016/s0277-3791(01)00081-6 & 10.1126/science.289.5485.1719 & 10.1029/2002PA000814 &	Lea et al. (2002) Lea et al. (2000) Spero et al. (2003)

	10.1029/2009PA001781	Dubois et al. (2009)
TR163_22	10.1016/j.quascirev.2005.11.010	Lea et al. (2006)
TR163_31P	10.1016/j.quascirev.2010.10.012 & 10.1029/PA003i003p00317 & 10.1130/0091-7613(1999)027<0795:givfna>2.3.co;2	Dubois et al. (2011) Curry et al. (1988) Chapman and Shackleton (1999)
TT013_18	10.1594/PANGAEA.125543 & 10.1029/1999PA000457	Anderson (2003a) Murray et al. (2000)
TT013_72	10.1594/PANGAEA.125550 & 10.1029/1999PA000457	Anderson (2003b) Murray et al. (2000)
TTR12_293G	10.1016/j.quascirev.2011.05.011 & 10.1002/2013PA002466	Rodrigo-Gámiz et al. (2011) Rodrigo-Gámiz et al. (2014)
TTR17_434G	10.1002/2013PA002466	Rodrigo-Gámiz et al. (2014)
U1429	10.1038/s41467-018-05814-0	Clemens et al (2018)
U1446	10.1029/2022GL099417 & 10.1126/sciadv.abg3848 & 10.1038/s43247-021-00133-7	Zorzi et al (2022) Clemens et al. (2021) Nilsson-Kerr et al. (2021)
U1448	10.1016/j.quascirev.2022.107403 & 10.1038/s43247-021-00133-7 & 10.14379/iodp.proc.353.203.2022	Nilsson-Kerr et al. (2022) Nilsson-Kerr et al. (2021) Clemens (2022)
U938	10.1029/97PA02982 & 10.1029/2001PA000640	Weaver et al. (1998) Sikes et al. (2002)
U939	10.1029/97PA02982	Weaver et al. (1998)
V19_27	10.1029/2000PA000538 & 10.1029/2003PA000894 & 10.1029/2008PA001593	Lyle et al. (2002) Koutavas and Lynch-Stieglitz (2003) Koutavas and Sachs (2008)
V19_28	10.1029/2000PA000538 & 10.1029/2003PA000894 & 10.1029/2008PA001593	Lyle et al. (2002) Koutavas and Lynch-Stieglitz (2003) Koutavas and Sachs (2008)
V19_30	10.1126/science.191.4232.1131 & 10.1126/science.278.5341.1257 & 10.1029/GM032p0303 & 10.1029/2000PA000538 & 10.1029/2008PA001593	CLIMAP Project Members (1976) Bond et al. (1997) Shackleton and Pisias (2013) Lyle et al. (2002) Koutavas and Sachs (2008)
V22_108	10.1029/91PA02477	Charles et al. (1991)
V23_81	10.25921/yxk7-3d97 & 10.1016/0033-5894(88)90082-8 & 10.1038/343612a0	CLIMAP (2005) Broecker et al. (1988b) Jansen and Veum (1990)
V24_2	10.1029/1999PA000436	Oppo and Horowitz (2000)

53		
V25_5 9	10.1594/PANGAEA.358947 & 10.1594/PANGAEA.51931 & 10.1594/PANGAEA.112948 & 10.1594/PANGAEA.355355 & 10.1594/PANGAEA.51257 & 10.1029/PA003i003p00361 & 10.1029/98PA00071	CLIMAP Project Members (2006a) Ruddiman and CLIMAP Project Members (1982) Mix (2003) Mix (2006) Ruddiman and Farrell (1996c) Sarnthein et al. (1988) Waelbroeck et al. (1998)
V28_1 22	10.1017/S0033822200044234 & 10.1016/0012- 821X(87)90183-X & 10.1038/nature02346	Broecker et al. (1988a) Oppo and Fairbanks (1987) Schmidt et al. (2004)
V28_1 27	10.1594/PANGAEA.358950 & 10.1594/PANGAEA.51306 & 10.1029/PA005i003p00277 & 10.2312/reports- ifg.2001.13 & 10.1016/0033-5894(84)90098-X	CLIMAP Project Members (2006c) Ruddiman and Farrell (1996e) Oppo and Fairbanks (1990) Vogelsang et al. (2001) Cline et al. (1984)
V28_1 4	10.25921/yxk7-3d97 & 10.1594/PANGAEA.358951 & 10.1594/PANGAEA.51309 & 10.2312/reports- ifg.2001.13 & 10.1111/j.1502- 3885.1978.tb00051.x	CLIMAP (2005) CLIMAP Project Members (2006b) Ruddiman and Farrell (1996d) Vogelsang et al. (2001) Kellogg et al. (1978)
V29_1 35	10.1029/93PA03301	Sarnthein et al. (1994)
V29_2 02	10.1029/95PA02089	Oppo and Lehman (1995)
V29_2 04	10.1029/GM112p0059	Curry et al. (1999)
V30_4 9	10.1594/PANGAEA.51370 & 10.1029/PA003i003p00361 & 10.2312/reports- ifg.2001.13	Ruddiman and Farrell (1996f) Sarnthein et al. (1988) Vogelsang et al. (2001)
W840 2A_14	10.1029/94PA02116 & 10.1029/2000PA000538	Jasper et al. (1994) Lyle et al. (2002)
W870 9A_13	10.1029/96PA03567 & 10.1029/97PA02984 & 10.1029/92PA00696 & 10.2973/odp.proc.sr.167.214.2000 & 10.1029/2001PA000650	Gardner et al. (1997) Lund and Mix (1998) Lyle et al. (1992) Lyle et al. (2000) Kienast et al. (2002)
WIND _28K	10.1098/rsta.2004.1480 & 10.1002/2013GC004994 & 10.1029/2006GL027097	McCave et al. (2005) Johnstone et al. (2014) Kiefer et al. (2006)
Y69_1 06	10.1029/2000pa000538	Lyle et al. (2002)

Y69_7 1P	10.1029/2000PA000538	Lyle et al.(2002)
Y71_0 6_12	10.1007/978-1-4899-5016-1_22 & 10.1016/0033-5894(84)90098-X	Lyle et al. (2000) Lyle et al. (1984)
Y71_3 _2	10.1029/2000PA000538 & 10.1029/97PA00583	Lyle et al. (2002) Pisias and Mix (1997)
Y74_2 _22	10.2973/odp.proc.sr.167.214.2000	Lyle et al. (2000)

589

590 References

- 591 Abrantes, F., Baas, J., Hafliðason, H., Rasmussen, T., Klitgaard, D., Lončarić, N., and Gaspar,
592 L.: Sediment fluxes along the northeastern European Margin: inferring hydrological changes
593 between 20 and 8 kyr, *Mar. Geol.*, 152, 7–23, 1998.
- 594 Abrantes, F., Lebreiro, S., Rodrigues, T., Gil, I., Bartels-Jónsdóttir, H., Oliveira, P., Kissel, C.,
595 and Grimalt, J. O.: Shallow-marine sediment cores record climate variability and earthquake
596 activity off Lisbon (Portugal) for the last 2000 years, *Quat. Sci. Rev.*, 24, 2477–2494, 2005.
- 597 de Abreu, L., Shackleton, N. J., Schönfeld, J., Hall, M., and Chapman, M.: Millennial-scale
598 oceanic climate variability off the Western Iberian margin during the last two glacial periods,
599 *Mar. Geol.*, 196, 1–20, 2003.
- 600 Adegbe, A. T.: Reconstruction of paleoenvironmental conditions in Equatorial Atlantic and the
601 Gulf of Guinea Basins for the last 245.000 years, Universität Bremen, 2001.
- 602 Adegbe, A. T., Schneider, R. R., Röhl, U., and Wefer, G.: Glacial millennial-scale fluctuations in
603 central African precipitation recorded in terrigenous sediment supply and freshwater signals
604 offshore Cameroon, *Palaeogeogr. Palaeoclimatol. Palaeoecol.*, 197, 323–333, 2003.
- 605 Ahmad, S. M., Babu, G. A., Padmakumari, V. M., and Raza, W.: Surface and deep water
606 changes in the northeast Indian Ocean during the last 60 ka inferred from carbon and oxygen
607 isotopes of planktonic and benthic foraminifera, *Palaeogeogr. Palaeoclimatol. Palaeoecol.*, 262,
608 182–188, 2008.
- 609 Ali, S., Hathorne, E. C., Frank, M., Gebregiorgis, D., Stattegger, K., Stumpf, R., Kutterolf, S.,
610 Johnson, J. E., and Giosan, L.: South Asian monsoon history over the past 60 kyr recorded by
611 radiogenic isotopes and clay mineral assemblages in the Andaman Sea, *Geochem. Geophys.*
612 *Geosyst.*, 16, 505–521, 2015.
- 613 Allen, J. R. M., Brandt, U., Brauer, A., Hubberten, H.-W., Huntley, B., Keller, J., Kraml, M.,
614 Mackensen, A., Mingram, J., Negendank, J. F. W., Nowaczyk, N. R., Oberhänsli, H., Watts, W.
615 A., Wulf, S., and Zolitschka, B.: Rapid environmental changes in southern Europe during the
616 last glacial period, *Nature*, 400, 740–743, 1999.
- 617 Alt-Epping, U.: Late Quaternary Sedimentation Processes and Sediment Accumulation
618 Changes off Portugal, Universität Bremen, 2008.

- 619 Anand, P., Kroon, D., Singh, A. D., Ganeshram, R. S., Ganssen, G., and Elderfield, H.: Coupled
620 sea surface temperature–seawater $\delta^{18}\text{O}$ reconstructions in the Arabian Sea at the millennial
621 scale for the last 35 ka, *Paleoceanography*, 23, <https://doi.org/10.1029/2007pa001564>, 2008.
- 622 Andersen, M. B., Vance, D., Archer, C., Anderson, R. F., Ellwood, M. J., and Allen, C. S.: The
623 Zn abundance and isotopic composition of diatom frustules, a proxy for Zn availability in ocean
624 surface seawater, *Earth Planet. Sci. Lett.*, 301, 137–145, 2011.
- 625 Anderson, R. F.: Radionuclides of sediment core TT013_18,
626 <https://doi.org/10.1594/PANGAEA.125543>, 2003a.
- 627 Anderson, R. F.: Radionuclides of sediment core TT013_72,
628 <https://doi.org/10.1594/PANGAEA.125550>, 2003b.
- 629 Anderson, R. F., Barker, S., Fleisher, M., Gersonde, R., Goldstein, S. L., Kuhn, G., Mortyn, P.
630 G., Pahnke, K., and Sachs, J. P.: Biological response to millennial variability of dust and nutrient
631 supply in the Subantarctic South Atlantic Ocean, *Philos. Trans. A Math. Phys. Eng. Sci.*, 372,
632 20130054, 2014.
- 633 Andreasen, D. H., Flower, M., Harvey, M., Chang, S., and Ravelo, A. C.: Data Report: Late
634 Pleistocene oxygen and carbon isotopic records from Sites 1011, 1012, and 1018, in:
635 *Proceedings of the Ocean Drilling Program, Ocean Drilling Program*, 2000.
- 636 Arz, H. W., Pätzold, J., and Wefer, G.: Correlated millennial-scale changes in surface
637 hydrography and terrigenous sediment yield inferred from last-glacial marine deposits off
638 northeastern Brazil, *Quat. Res.*, 50, 157–166, 1998.
- 639 Arz, H. W., Pätzold, J., and Wefer, G.: Climatic changes during the last deglaciation recorded in
640 sediment cores from the northeastern Brazilian Continental Margin, *Geo-Mar. Lett.*, 19, 209–
641 218, 1999a.
- 642 Arz, H. W., Pätzold, J., and Wefer, G.: The deglacial history of the western tropical Atlantic as
643 inferred from high resolution stable isotope records off northeastern Brazil, *Earth Planet. Sci.*
644 *Lett.*, 167, 105–117, 1999b.
- 645 Arz, H. W., Gerhardt, S., Pätzold, J., and Röhl, U.: Millennial-scale changes of surface- and
646 deep-water flow in the western tropical Atlantic linked to Northern Hemisphere high-latitude
647 climate during the Holocene, *Geology*, 29, 239, 2001.
- 648 Arz, H. W., Pätzold, J., Müller, P. J., and Moammar, M. O.: Influence of Northern Hemisphere
649 climate and global sea level rise on the restricted Red Sea marine environment during
650 termination I, *Paleoceanography*, 18, <https://doi.org/10.1029/2002pa000864>, 2003.
- 651 Arz, H. W., Lamy, F., Ganopolski, A., Nowaczyk, N., and Pätzold, J.: Dominant Northern
652 Hemisphere climate control over millennial-scale glacial sea-level variability, *Quat. Sci. Rev.*, 26,
653 312–321, 2007.
- 654 Auffret, G., Zaragosi, S., Dennielou, B., Cortijo, E., Van Rooij, D., Grousset, F., Pujol, C.,
655 Eynaud, F., and Siegert, M.: Terrigenous fluxes at the Celtic margin during the last glacial cycle,
656 *Mar. Geol.*, 188, 79–108, 2002.
- 657 Baas, J. H., Mienert, J., Abrantes, F., and Prins, M. A.: Late Quaternary sedimentation on the

- 658 Portuguese continental margin: climate-related processes and products, *Palaeogeogr.*
659 *Palaeoclimatol. Palaeoecol.*, 130, 1–23, 1997.
- 660 Bahr, A., Nürnberg, D., Schönfeld, J., and Garbe-Schönberg, D.: Hydrological variability in
661 Florida Straits during Marine Isotope Stage 5 cold events, *Paleoceanography*, 26,
662 <https://doi.org/10.1029/2010pa002015>, 2011.
- 663 Bahr, A., Nürnberg, D., Karas, C., and Grützner, J.: Millennial-scale versus long-term dynamics
664 in the surface and subsurface of the western North Atlantic Subtropical Gyre during Marine
665 Isotope Stage 5, *Glob. Planet. Change*, 111, 77–87, 2013.
- 666 Bahr, A., Hoffmann, J., Schönfeld, J., Schmidt, M. W., Nürnberg, D., Batenburg, S. J., and
667 Voigt, S.: Low-latitude expressions of high-latitude forcing during Heinrich Stadial 1 and the
668 Younger Dryas in northern South America, *Glob. Planet. Change*, 160, 1–9, 2018.
- 669 Bakke, J., Lie, Ø., Heegaard, E., Dokken, T., Haug, G. H., Birks, H. H., Dulski, P., and Nilsen,
670 T.: Rapid oceanic and atmospheric changes during the Younger Dryas cold period, *Nat.*
671 *Geosci.*, 2, 202–205, 2009.
- 672 Ballalai, J. M., Santos, T. P., Lessa, D. O., Venancio, I. M., Chiessi, C. M., Johnstone, H. J. H.,
673 Kuhnert, H., Claudio, M. R., Toledo, F., Costa, K. B., and Albuquerque, A. L. S.: Tracking
674 spread of the Agulhas Leakage into the western South Atlantic and its northward transmission
675 during the Last Interglacial, *Paleoceanogr. Paleoclimatology*, 34, 1744–1760, 2019.
- 676 Barbero, L., Wanninkhof, R., Pierrot, D., and Zhang, J.-Z.: Dissolved inorganic carbon, total
677 alkalinity, pH, and other variables collected from surface and discrete observations using Niskin
678 bottle, flow-through pump and other instruments from F.G. Walton Smith in the Gulf of Mexico
679 (east coast of Florida near the Keys) from 2014-12-01 to 2014-12-05 (NCEI Accession
680 0154383), <https://doi.org/10.7289/V5JH3J8K>, 2016a.
- 681 Barbero, L., Wanninkhof, R., and Pierrot, D.: Dissolved inorganic carbon, total alkalinity, pH,
682 nutrients, and other variables collected from surface discrete observations using Niskin bottle
683 and other instruments from R/V F. G. Walton Smith in the west coast of Florida within Gulf of
684 Mexico from 2015-09-21 to 2015-09-25 (NCEI Accession 0157025),
685 <https://doi.org/10.7289/V5WS8R98>, 2016b.
- 686 Barbero, L., Pierrot, D., Wanninkhof, R., Baringer, M. O., Byrne, R. H., Langdon, C., Zhang, J.-
687 Z., and Stauffer, B. A.: Dissolved inorganic carbon, total alkalinity, nutrients, and other variables
688 collected from CTD profile, discrete bottle, and surface underway observations using CTD,
689 Niskin bottle, flow-through pump, and other instruments from NOAA Ship Ronald H. Brown in
690 the Gulf of Mexico, Southeastern coast of the United States, and Mexican and Cuban coasts
691 during the third Gulf of Mexico and East Coast Carbon (GOMECC-3) Cruise from 2017-07-18 to
692 2017-08-20 (NCEI Accession 0188978), <https://doi.org/10.25921/YY5K-DW60>, 2019.
- 693 Bard, E., Fairbanks, R., Arnold, M., Maurice, P., Duprat, J., Moyes, J., and Duplessy, J.-C.: Sea-
694 level estimates during the last deglaciation based on $\delta^{18}\text{O}$ and accelerator mass spectrometry
695 ^{14}C ages measured in *Globigerina bulloides*, *Quat. Res.*, 31, 381–391, 1989.
- 696 Bard, E., Rostek, F., Turon, J. L., and Gendreau, S.: Hydrological impact of heinrich events in
697 the subtropical northeast atlantic, *Science*, 289, 1321–1324, 2000.
- 698 Barker, S., Greaves, M., and Elderfield, H.: A study of cleaning procedures used for

- 699 foraminiferal Mg/Ca paleothermometry, *Geochem. Geophys. Geosyst.*, 4, 8407,
700 doi:10.1029/2003GC000559, 2003.
- 701 Barker, S., Chen, J., Gong, X., Jonkers, L., Knorr, G., and Thornalley, D.: Icebergs not the
702 trigger for North Atlantic cold events, *Nature*, 520, 333–336, 2015.
- 703 Barron, J. A., Heusser, L., Herbert, T., and Lyle, M.: High-resolution climatic evolution of coastal
704 northern California during the past 16,000 years, *Paleoceanography*, 18,
705 <https://doi.org/10.1029/2002pa000768>, 2003.
- 706 Barrows, T. T., Juggins, S., De Deckker, P., Calvo, E., and Pelejero, C.: Long-term sea surface
707 temperature and climate change in the Australian-New Zealand region, *Paleoceanography*, 22,
708 <https://doi.org/10.1029/2006pa001328>, 2007.
- 709 Bartels-Jónsdóttir, H. B., Voelker, A. H. L., Abrantes, F. G., Salgueiro, E., Rodrigues, T., and
710 Knudsen, K. L.: High-frequency surface water changes in the Tagus prodelta off Lisbon, eastern
711 North Atlantic, during the last two millennia, *Mar. Micropaleontol.*, 117, 13–24, 2015.
- 712 Bartels, M., Titschack, J., Fahl, K., Stein, R., Seidenkrantz, M.-S., Hillaire-Marcel, C., and
713 Hebbeln, D.: Atlantic Water advection vs. glacier dynamics in northern Spitsbergen since early
714 deglaciation, *Clim. Past*, 13, 1717–1749, 2017.
- 715 Bartels, M., Titschack, J., Fahl, K., Stein, R., and Hebbeln, D.: Wahlenbergfjord, eastern
716 Svalbard: a glacier-surrounded fjord reflecting regional hydrographic variability during the
717 Holocene?, *Boreas*, 47, 1003–1021, 2018.
- 718 Bauch, H. A., Mueller-Lupp, T., Taldenkova, E., Spielhagen, R. F., Kassens, H., Grootes, P. M.,
719 Thiede, J., Heinemeier, J., and Petryashov, V. V.: Chronology of the Holocene transgression at
720 the North Siberian margin, *Glob. Planet. Change*, 31, 125–139, 2001.
- 721 Benway, H. M., Mix, A. C., Haley, B. A., and Klinkhammer, G. P.: Eastern Pacific Warm Pool
722 paleosalinity and climate variability: 0–30 kyr, *Paleoceanography*, 21,
723 <https://doi.org/10.1029/2005pa001208>, 2006.
- 724 Benz, V., Esper, O., Gersonde, R., Lamy, F., and Tiedemann, R.: Last Glacial Maximum sea
725 surface temperature and sea-ice extent in the Pacific sector of the Southern Ocean, *Quat. Sci.
726 Rev.*, 146, 216–237, 2016.
- 727 Berger, W. H., Bickert, T., Schmidt, H., and Wefer, G.: Quaternary oxygen isotope record of
728 pelagic foraminifers: Site 806, ontong java plateau, in: *Proceedings of the Ocean Drilling
729 Program*, 130 Scientific Results, Ocean Drilling Program, 1993.
- 730 Berger, W. H., Yasuda, M. K., Bickert, T., and Wefer, G.: Reconstruction of atmospheric CO₂
731 from ice-core data and the deep-sea record of ontong Java plateau: the Milankovitch chron,
732 *Geol Rundsch*, 85, 466–495, 1996.
- 733 Beveridge, N. A. S., Elderfield, H., and Shackleton, N. J.: Deep thermohaline circulation in the
734 low-latitude Atlantic during the Last Glacial, *Paleoceanography*, 10, 643–660, 1995.
- 735 Bickert, T. and Wefer, G.: Late Quaternary Deep Water circulation in the south Atlantic:
736 Reconstruction from carbonate dissolution and benthic stable isotopes, in: *The South Atlantic*,
737 Springer Berlin Heidelberg, Berlin, Heidelberg, 599–620, 1996.

- 738 Bickert, T., Berger, W. H., Burke, S., Schmidt, H., and Wefer, G.: Late Quaternary stable isotope
739 record of benthic foraminifers: Sites 805 and 806, ontong java plateau, in: Proceedings of the
740 Ocean Drilling Program, 130 Scientific Results, Ocean Drilling Program, 1993.
- 741 Bickert, T., Curry, W. B., and Wefer, G.: Late Pliocene to Holocene (2.6–0 Ma) western
742 equatorial Atlantic deep-water circulation: inferences from benthic stable isotopes, in:
743 Proceedings of the Ocean Drilling Program, Ocean Drilling Program, 1997.
- 744 Blaauw, M. and Christen, J. A.: Flexible paleoclimate age-depth models using an autoregressive
745 gamma process, *Bayesian Anal.*, 6, 457–474, 2011.
- 746 Bohrmann, G.: Opal of Site PS2082-1, <https://doi.org/10.1594/PANGAEA.57592>, 2005.
- 747 Bolliet, T., Holbourn, A., Kuhnt, W., Laj, C., Kissel, C., Beaufort, L., Kienast, M., Andersen, N.,
748 and Garbe-Schönberg, D.: Mindanao Dome variability over the last 160 kyr: Episodic glacial
749 cooling of the West Pacific Warm Pool, *Paleoceanography*, 26,
750 <https://doi.org/10.1029/2010pa001966>, 2011.
- 751 Bond, G., Showers, W., Cheseby, M., Lotti, R., Almasi, P., deMenocal, P., Priore, P., Cullen, H.,
752 Hajdas, I., and Bonani, G.: A pervasive millennial-scale cycle in North Atlantic Holocene and
753 glacial climates, *Science*, 278, 1257–1266, 1997.
- 754 Boscolo-Galazzo, F., Evans, D., Mawbey, E. M., Gray, W. R., Pearson, P. N., and Wade, B. S.:
755 Exploring macroevolutionary links in multi-species planktonic foraminiferal Mg/Ca and $\delta^{18}\text{O}$ from
756 15 Ma to recent, *Biogeosciences*, 22, 1095–1113, 2025.
- 757 Bostock, H. C., Opdyke, B. N., Gagan, M. K., and Fifield, L. K.: Carbon isotope evidence for
758 changes in Antarctic Intermediate Water circulation and ocean ventilation in the southwest
759 Pacific during the last deglaciation, *Paleoceanography*, 19,
760 <https://doi.org/10.1029/2004pa001047>, 2004.
- 761 Bostock, H. C., Opdyke, B. N., Gagan, M. K., and Fifield, L. K.: Late Quaternary
762 siliciclastic/carbonate sedimentation model for the Capricorn Channel, southern Great Barrier
763 Reef province, Australia, *Mar. Geol.*, 257, 107–123, 2009.
- 764 Bostock, H. C., Hayward, B. W., Neil, H. L., Sabaa, A. T., and Scott, G. H.: Changes in the
765 position of the Subtropical Front south of New Zealand since the last glacial period,
766 *Paleoceanography*, 30, 824–844, 2015.
- 767 Bouimetarhan, I., Groeneveld, J., Dupont, L., and Zonneveld, K.: Low- to high-productivity
768 pattern within Heinrich Stadial 1: Inferences from dinoflagellate cyst records off Senegal, *Glob.*
769 *Planet. Change*, 106, 64–76, 2013.
- 770 Bova, S. C., Herbert, T., Rosenthal, Y., Kalansky, J., Altabet, M., Chazen, C., Mojarro, A., and
771 Zech, J.: Links between eastern equatorial Pacific stratification and atmospheric CO₂ rise during
772 the last deglaciation, *Paleoceanography*, 30, 1407–1424, 2015.
- 773 Boyle, E. A.: Cadmium in benthic foraminifera and abyssal hydrography: Evidence for a 41 Kyr
774 obliquity cycle, in: *Climate Processes and Climate Sensitivity*, American Geophysical Union,
775 Washington, D. C., 360–368, 1984.
- 776 Boyle, E. A. and Keigwin, L. D.: Comparison of Atlantic and Pacific paleochemical records for

- 777 the last 215,000 years: changes in deep ocean circulation and chemical inventories, *Earth*
778 *Planet. Sci. Lett.*, 76, 135–150, 1985.
- 779 Brathauer, U. and Abelmann, A.: Late Quaternary variations in sea surface temperatures and
780 their relationship to orbital forcing recorded in the Southern Ocean (Atlantic sector),
781 *Paleoceanography*, 14, 135–148, 1999.
- 782 Broecker, W., Klas, M., Ragano-Beavan, N., Mathieu, G., Mix, A., Andree, M., Oeschger, H.,
783 Wölfli, W., Suter, M., Bonani, G., Hofmann, H. J., Nessi, M., and Morenzoni, E.: Introduction,
784 *Radiocarbon*, 30, 261–263, 1988a.
- 785 Broecker, W. S., Andree, M., Bonani, G., Wolfli, W., Oeschger, H., and Klas, M.: Can the
786 Greenland climatic jumps be identified in records from ocean and land?, *Quat. Res.*, 30, 1–16,
787 1988b.
- 788 Broecker, W. S., Andree, M., Bonani, G., Wolfli, W., Klas, M., Mix, A., and Oeschger, H.:
789 Comparison between radiocarbon ages obtained on coexisting planktonic foraminifera,
790 *Paleoceanography*, 3, 647–657, 1988c.
- 791 Brooks, G. R., Hine, A. C., Mallinson, D., and Drexler, T. M.: Data report: Texture and
792 composition of Quaternary upper-slope sediments in the great Australian bight: Sites 1130 and
793 1132, in: *Proceedings of the Ocean Drilling Program, 182 Scientific Results, Ocean Drilling*
794 *Program, 2002*.
- 795 Brunelle, B. G., Sigman, D. M., Cook, M. S., Keigwin, L. D., Haug, G. H., Plessen, B., Schettler,
796 G., and Jaccard, S. L.: Evidence from diatom-bound nitrogen isotopes for subarctic Pacific
797 stratification during the last ice age and a link to North Pacific denitrification changes,
798 *Paleoceanography*, 22, <https://doi.org/10.1029/2005pa001205>, 2007.
- 799 Bunzel, D., Schmiedl, G., Lindhorst, S., Mackensen, A., Reolid, J., Romahn, S., and Betzler, C.:
800 A multi-proxy analysis of Late Quaternary ocean and climate variability for the Maldives, Inner
801 Sea, *Clim. Past*, 13, 1791–1813, 2017.
- 802 Butzin, M., Köhler, P., and Lohmann, G.: Marine radiocarbon reservoir age simulations for the
803 past 50,000 years, *Geophys. Res. Lett.*, 44, 8473–8480, 2017.
- 804 Cacho, I., Grimalt, J. O., Pelejero, C., Canals, M., Sierro, F. J., Flores, J. A., and Shackleton, N.:
805 Dansgaard-Oeschger and Heinrich event imprints in Alboran Sea paleotemperatures,
806 *Paleoceanography*, 14, 698–705, 1999.
- 807 Cacho, I., Grimalt, J. O., Canals, M., Sbaiffi, L., Shackleton, N. J., Schönfeld, J., and Zahn, R.:
808 Variability of the western Mediterranean Sea surface temperature during the last 25,000 years
809 and its connection with the Northern Hemisphere climatic changes, *Paleoceanography*, 16, 40–
810 52, 2001.
- 811 Cacho, I., Shackleton, N., Elderfield, H., Sierro, F. J., and Grimalt, J. O.: Glacial rapid variability
812 in deep-water temperature and $\delta^{18}O$ from the Western Mediterranean Sea, *Quat. Sci. Rev.*, 25,
813 3294–3311, 2006.
- 814 Caley, T., Kim, J. H., Malaizé, B., Giraudeau, J., Laepple, T., Caillon, N., Charlier, K.,
815 Rebaubier, H., Rossignol, L., Castañeda, I. S., Schouten, S., and Sinninghe Damsté, J. S.:
816 High-latitude obliquity as a dominant forcing in the Agulhas current system, *Clim. Past*, 7, 1285–

- 817 1296, 2011.
- 818 Caley, T., Extier, T., Collins, J. A., Schefuß, E., Dupont, L., Malaizé, B., Rossignol, L., Souron,
819 A., McClymont, E. L., Jimenez-Espejo, F. J., García-Comas, C., Eynaud, F., Martinez, P.,
820 Roche, D. M., Jorry, S. J., Charlier, K., Wary, M., Gourves, P.-Y., Billy, I., and Giraudeau, J.: A
821 two-million-year-long hydroclimatic context for hominin evolution in southeastern Africa, *Nature*,
822 560, 76–79, 2018.
- 823 Came, R. E., Oppo, D. W., and McManus, J. F.: Amplitude and timing of temperature and
824 salinity variability in the subpolar North Atlantic over the past 10 k.y, *Geology*, 35, 315–318,
825 2007.
- 826 Campos, M. C., Chiessi, C. M., Prange, M., Mulitza, S., Kuhnert, H., Paul, A., Venancio, I. M.,
827 Albuquerque, A. L. S., Cruz, F. W., and Bahr, A.: A new mechanism for millennial scale positive
828 precipitation anomalies over tropical South America, *Quat. Sci. Rev.*, 225, 105990, 2019.
- 829 Campos, M. C., Chiessi, C. M., Venancio, I. M., Pinho, T. M. L., Crivellari, S., Kuhnert, H.,
830 Schmiedl, G., Díaz, R. A., Albuquerque, A. L. S., Portilho-Ramos, R. C., Bahr, A., and Mulitza,
831 S.: Constraining millennial-scale changes in northern component water ventilation in the
832 western tropical south Atlantic, *Paleoceanogr. Paleoclimatology*, 35,
833 <https://doi.org/10.1029/2020pa003876>, 2020.
- 834 Caniupán, M., Lamy, F., Lange, C. B., Kaiser, J., Arz, H., Kilian, R., Baeza Urrea, O., Aracena,
835 C., Hebbeln, D., Kissel, C., Laj, C., Mollenhauer, G., and Tiedemann, R.: Millennial-scale sea
836 surface temperature and Patagonian Ice Sheet changes off southernmost Chile (53°S) over the
837 past ~60 kyr, *Paleoceanography*, 26, <https://doi.org/10.1029/2010pa002049>, 2011.
- 838 Carlson, A. E., Oppo, D. W., Came, R. E., LeGrande, A. N., Keigwin, L. D., and Curry, W. B.:
839 Subtropical Atlantic salinity variability and Atlantic meridional circulation during the last
840 deglaciation, *Geology*, 36, 991, 2008.
- 841 Carter, L., Manighetti, B., Ganssen, G., and Northcote, L.: Southwest Pacific modulation of
842 abrupt climate change during the Antarctic Cold Reversal–Younger Dryas, *Palaeogeogr.*
843 *Palaeoclimatol. Palaeoecol.*, 260, 284–298, 2008.
- 844 Castañeda, I. S., Smith, L. M., Kristjánsdóttir, G. B., and Andrews, J. T.: Temporal changes in
845 Holocene $\delta^{18}\text{O}$ records from the northwest and central North Iceland Shelf, *J. Quat. Sci.*, 19,
846 321–334, 2004.
- 847 Castañeda, I. S., Mulitza, S., Schefuss, E., Lopes dos Santos, R. A., Sinninghe Damsté, J. S.,
848 and Schouten, S.: Wet phases in the Sahara/Sahel region and human migration patterns in
849 North Africa, *Proc. Natl. Acad. Sci. U. S. A.*, 106, 20159–20163, 2009.
- 850 Castañeda, I. S., Schefuß, E., Pätzold, J., Sinninghe Damsté, J. S., Weldeab, S., and Schouten,
851 S.: Millennial-scale sea surface temperature changes in the eastern Mediterranean (Nile River
852 Delta region) over the last 27,000 years, *Paleoceanography*, 25,
853 <https://doi.org/10.1029/2009pa001740>, 2010.
- 854 Castañeda, I. S., Caley, T., Dupont, L., Kim, J.-H., Malaizé, B., and Schouten, S.: Middle to Late
855 Pleistocene vegetation and climate change in subtropical southern East Africa, *Earth Planet.*
856 *Sci. Lett.*, 450, 306–316, 2016.

- 857 Caulle, C., Penaud, A., Eynaud, F., Zaragosi, S., Roche, D. M., Michel, E., Boulay, S., and
858 Richter, T.: Sea-surface hydrographical conditions off South Faeroes and within the North-
859 Eastern North Atlantic through MIS 2: the response of dinocysts, *J. Quat. Sci.*, 28, 217–228,
860 2013.
- 861 Cayre, O., Lancelot, Y., Vincent, E., and Hall, M. A.: Paleoceanographic reconstructions from
862 planktonic foraminifera off the Iberian Margin: Temperature, salinity, and Heinrich events,
863 *Paleoceanography*, 14, 384–396, 1999.
- 864 Chang, A. S., Pedersen, T. F., and Hendy, I. L.: Effects of productivity, glaciation, and
865 ventilation on late Quaternary sedimentary redox and trace element accumulation on the
866 Vancouver Island margin, western Canada, *Paleoceanography*, 29, 730–746, 2014.
- 867 Channell, J. E. T., Hodell, D. A., and Lehman, B.: Relative geomagnetic paleointensity and
868 $\delta^{18}\text{O}$ at ODP Site 983 (Gardar Drift, North Atlantic) since 350 ka, *Earth Planet. Sci. Lett.*, 153,
869 103–118, 1997.
- 870 Chapman, M. R. and Shackleton, N. J.: Global ice-volume fluctuations, North Atlantic ice-rafting
871 events, and deep-ocean circulation changes between 130 and 70 ka, *Geology*, 27, 795, 1999.
- 872 Charles, C. D. and Fairbanks, R. G.: Evidence from Southern Ocean sediments for the effect of
873 North Atlantic deep-water flux on climate, *Nature*, 355, 416–419, 1992.
- 874 Charles, C. D., Froelich, P. N., Zibello, M. A., Mortlock, R. A., and Morley, J. J.: Biogenic opal in
875 Southern Ocean sediments over the last 450,000 years: Implications for surface water
876 chemistry and circulation, *Paleoceanography*, 6, 697–728, 1991.
- 877 Charles, C. D., Lynch-Stieglitz, J., Ninnemann, U. S., and Fairbanks, R. G.: Climate connections
878 between the hemisphere revealed by deep sea sediment core/ice core correlations, *Earth*
879 *Planet. Sci. Lett.*, 142, 19–27, 1996.
- 880 Cheng, X., Zhao, Q., Wang, J., Jain, Z., Xia, P., Huang, B., Fang, D., Xu, J., Zhou, Z., and
881 Wang, P.: Data Report: Stable Isotopes from Sites 1147 and 1148, in: *Proceedings of the*
882 *Ocean Drilling Program*, Ocean Drilling Program, 2004.
- 883 Cheng, Z., Weng, C., Steinke, S., and Mohtadi, M.: Anthropogenic modification of vegetated
884 landscapes in southern China from 6,000 years ago, *Nat. Geosci.*, 11, 939–943, 2018.
- 885 Chen, J., Farrell, J. W., Murray, D. W., and Prell, W. L.: Timescale and paleoceanographic
886 implications of a 3.6 m.y. oxygen isotope record from the northeast Indian Ocean (Ocean
887 Drilling Program Site 758), *Paleoceanography*, 10, 21–47, 1995.
- 888 Chen, M.-T., Shiau, L.-J., Yu, P.-S., Chiu, T.-C., Chen, Y.-G., and Wei, K.-Y.: 500 000-Year
889 records of carbonate, organic carbon, and foraminiferal sea-surface temperature from the
890 southeastern South China Sea (near Palawan Island), *Palaeogeogr. Palaeoclimatol.*
891 *Palaeoecol.*, 197, 113–131, 2003.
- 892 Chiessi, C. M., Mulitza, S., Paul, A., Pätzold, J., Groeneveld, J., and Wefer, G.: South Atlantic
893 interocean exchange as the trigger for the Bølling warm event, *Geology*, 36, 919, 2008.
- 894 Chiessi, C. M., Mulitza, S., Groeneveld, J., Silva, J. B., Campos, M. C., and Gurgel, M. H. C.:
895 Variability of the Brazil Current during the late Holocene, *Palaeogeogr. Palaeoclimatol.*

- 896 Palaeoecol., 415, 28–36, 2014.
- 897 Chiessi, C. M., Mulitza, S., Mollenhauer, G., Silva, J. B., Groeneveld, J., and Prange, M.:
898 Thermal evolution of the western South Atlantic and the adjacent continent during Termination
899 1, *Clim. Past*, 11, 915–929, 2015.
- 900 Clemens, S. C.: Data report: Site U1448 Pleistocene benthic foraminiferal stable isotopes,
901 Andaman Sea, IODP Expedition 353, in: Volume 353: Indian Monsoon Rainfall, International
902 Ocean Discovery Program, 2022.
- 903 Clemens, S. C. and Prell, W. L.: Data report: Oxygen and carbon isotopes from site 1146,
904 northern South China sea, in: Proceedings of the Ocean Drilling Program, Ocean Drilling
905 Program, 2003.
- 906 Clemens, S. C., Holbourn, A., Kubota, Y., Lee, K. E., Liu, Z., Chen, G., Nelson, A., and Fox-
907 Kemper, B.: Precession-band variance missing from East Asian monsoon runoff, *Nat.*
908 *Commun.*, 9, 3364, 2018.
- 909 Clemens, S. C., Yamamoto, M., Thirumalai, K., Giosan, L., Richey, J. N., Nilsson-Kerr, K.,
910 Rosenthal, Y., Anand, P., and McGrath, S. M.: Remote and local drivers of Pleistocene South
911 Asian summer monsoon precipitation: A test for future predictions, *Sci. Adv.*, 7, eabg3848,
912 2021.
- 913 Cléroux, C., Debret, M., Cortijo, E., Duplessy, J.-C., Dewilde, F., Reijmer, J., and Massei, N.:
914 High-resolution sea surface reconstructions off Cape Hatteras over the last 10 ka,
915 *Paleoceanography*, 27, <https://doi.org/10.1029/2011pa002184>, 2012.
- 916 CLIMAP: NOAA/WDS Paleoclimatology - CLIMAP 18K Database,
917 <https://doi.org/10.25921/YXK7-3D97>, 2005.
- 918 CLIMAP Project Members: The surface of the ice-age Earth, *Science*, 191, 1131–1137, 1976.
- 919 CLIMAP Project Members: Stable isotopes measured on foraminifera from the 120 kyr time
920 slice reconstruction in sediment core V25-59, <https://doi.org/10.1594/PANGAEA.358947>, 2006a.
- 921 CLIMAP Project Members: Stable isotopes measured on foraminifera from the 120 kyr time
922 slice reconstruction in sediment core V28-14, <https://doi.org/10.1594/PANGAEA.358951>, 2006b.
- 923 CLIMAP Project Members: Stable isotopes measured on foraminifera from the 120 kyr time
924 slice reconstruction in sediment core V28-127, <https://doi.org/10.1594/PANGAEA.358950>,
925 2006c.
- 926 Cline, R. M. L., Hays, J. D., Prell, W. L., Ruddiman, W. F., Moore, T. C., Kipp, N. G., Molino, B.
927 E., Denton, G. H., Hughes, T. J., Balsam, W. L., Brunner, C. A., Duplessy, J.-C., Esmay, A. G.,
928 Fastook, J. L., Imbrie, J., Keigwin, L. D., Kellogg, T. B., McIntyre, A., Matthews, R. K., Mix, A.
929 C., Morley, J. J., Shackleton, N. J., Streeter, S. S., and Thompson, P. R.: The last interglacial
930 ocean, *Quat. Res.*, 21, 123–224, 1984.
- 931 Comas-Bru, L., Rehfeld, K., Roesch, C., Amirnezhad-Mozhdehi, S., Harrison, S. P.,
932 Atsawawaranunt, K., Ahmad, S. M., Brahim, Y. A., Baker, A., Bosomworth, M., Breitenbach, S.
933 F. M., Burstyn, Y., Columbu, A., Deininger, M., Demény, A., Dixon, B., Fohlmeister, J., Hatvani,
934 I. G., Hu, J., Kaushal, N., Kern, Z., Labuhn, I., Lechleitner, F. A., Lorrey, A., Martrat, B., Novello,

- 935 V. F., Oster, J., Pérez-Mejías, C., Scholz, D., Scroxton, N., Sinha, N., Ward, B. M., Warken, S.,
936 Zhang, H., and SISAL Working Group members: SISALv2: a comprehensive speleothem
937 isotope database with multiple age–depth models, *Earth Syst. Sci. Data*, 12, 2579–2606, 2020.
- 938 Combourieu Nebout, N., Turon, J. L., Zahn, R., Capotondi, L., Londeix, L., and Pahnke, K.:
939 Enhanced aridity and atmospheric high-pressure stability over the western Mediterranean
940 during the North Atlantic cold events of the past 50 k.y, *Geology*, 30, 863, 2002.
- 941 Cook, M. S., Keigwin, L. D., and Sancetta, C. A.: The deglacial history of surface and
942 intermediate water of the Bering Sea, *Deep Sea Res. Part 2 Top. Stud. Oceanogr.*, 52, 2163–
943 2173, 2005.
- 944 Cortese, G., Abelmann, A., and Gersonde, R.: The last five glacial-interglacial transitions: A
945 high-resolution 450,000-year record from the subantarctic Atlantic, *Paleoceanography*, 22,
946 <https://doi.org/10.1029/2007pa001457>, 2007.
- 947 Cortijo, E., Lehman, S., Keigwin, L., Chapman, M., Paillard, D., and Labeyrie, L.: Changes in
948 meridional temperature and salinity gradients in the North Atlantic Ocean (30°–72°N) during the
949 last interglacial period, *Paleoceanography*, 14, 23–33, 1999.
- 950 Cosma, T. N., Hendy, I. L., and Chang, A. S.: Chronological constraints on Cordilleran Ice Sheet
951 glaciomarine sedimentation from core MD02-2496 off Vancouver Island (western Canada),
952 *Quat. Sci. Rev.*, 27, 941–955, 2008.
- 953 Crivellari, S., Chiessi, C. M., Kuhnert, H., Häggi, C., da Costa Portilho-Ramos, R., Zeng, J.-Y.,
954 Zhang, Y., Schefuß, E., Mollenhauer, G., Hefter, J., Alexandre, F., Sampaio, G., and Mulitza, S.:
955 Increased Amazon freshwater discharge during late Heinrich Stadial 1, *Quat. Sci. Rev.*, 181,
956 144–155, 2018.
- 957 Crivellari, S., Chiessi, C. M., Kuhnert, H., Häggi, C., Mollenhauer, G., Hefter, J., Portilho-Ramos,
958 R., Schefuß, E., and Mulitza, S.: Thermal response of the western tropical Atlantic to slowdown
959 of the Atlantic Meridional Overturning Circulation, *Earth Planet. Sci. Lett.*, 519, 120–129, 2019.
- 960 Curran, M. J., Rosenthal, Y., Wright, J. D., and Morley, A.: Atmospheric response to mid-
961 Holocene warming in the northeastern Atlantic: Implications for future storminess in the
962 Ireland/UK region, *Quat. Sci. Rev.*, 225, 106004, 2019.
- 963 Curry, W. B.: Late Quaternary deep circulation in the western equatorial Atlantic, in: *The South*
964 *Atlantic*, Springer Berlin Heidelberg, Berlin, Heidelberg, 577–598, 1996.
- 965 Curry, W. B.: Stable isotope analysis on sediment core RC13-228,
966 <https://doi.org/10.1594/PANGAEA.139596>, 2004a.
- 967 Curry, W. B.: Stable isotope analysis on sediment core RC13-229,
968 <https://doi.org/10.1594/PANGAEA.139597>, 2004b.
- 969 Curry, W. B. and Oppo, D. W.: Synchronous, high-frequency oscillations in tropical sea surface
970 temperatures and North Atlantic Deep Water production during the Last Glacial Cycle,
971 *Paleoceanography*, 12, 1–14, 1997.
- 972 Curry, W. B. and Oppo, D. W.: Glacial water mass geometry and the distribution of $\delta^{13}\text{C}$ of
973 SCO_2 in the western Atlantic Ocean, *Paleoceanography*, 20, PA1017,

- 974 doi:10.1029/2004PA001021, 2005.
- 975 Curry, W. B., Duplessy, J. C., Labeyrie, L. D., and Shackleton, N. J.: Changes in the distribution
976 of $\delta^{13}\text{C}$ of deep water ΣCO_2 between the Last Glaciation and the Holocene, *Paleoceanography*,
977 3, 317–341, 1988.
- 978 Curry, W. B., Marchitto, T. M., McManus, J. F., Oppo, D. W., and Laarkamp, K. L.: Millennial-
979 scale changes in ventilation of the thermocline, intermediate, and deep waters of the glacial
980 North Atlantic, in: *Mechanisms of Global Climate Change at Millennial Time Scales*, American
981 Geophysical Union, Washington, D. C., 59–76, 1999.
- 982 Dang, H., Jian, Z., Bassinot, F., Qiao, P., and Cheng, X.: Decoupled Holocene variability in
983 surface and thermocline water temperatures of the Indo-Pacific Warm Pool, *Geophys. Res.*
984 *Let.*, 39, <https://doi.org/10.1029/2011gl050154>, 2012.
- 985 Dang, H., Jian, Z., Kissel, C., and Bassinot, F.: Precessional changes in the western equatorial
986 Pacific Hydroclimate: A 240 kyr marine record from the Halmahera Sea, East Indonesia,
987 *Geochem. Geophys. Geosyst.*, 16, 148–164, 2015.
- 988 Dang, H., Wu, J., Xiong, Z., Qiao, P., Li, T., and Jian, Z.: Orbital and sea-level changes regulate
989 the iron-associated sediment supplies from Papua New Guinea to the equatorial Pacific, *Quat.*
990 *Sci. Rev.*, 239, 106361, 2020a.
- 991 Dang, H., Jian, Z., Wang, Y., Mohtadi, M., Rosenthal, Y., Ye, L., Bassinot, F., and Kuhnt, W.:
992 Pacific warm pool subsurface heat sequestration modulated Walker circulation and ENSO
993 activity during the Holocene, *Sci. Adv.*, 6, <https://doi.org/10.1126/sciadv.abc0402>, 2020b.
- 994 Daniau, A.-L., Sánchez Goñi, M. F., Martinez, P., Urrego, D. H., Bout-Roumazielles, V.,
995 Desprat, S., and Marlon, J. R.: Orbital-scale climate forcing of grassland burning in southern
996 Africa, *Proc. Natl. Acad. Sci. U. S. A.*, 110, 5069–5073, 2013.
- 997 De Deckker, P., Moros, M., Perner, K., and Jansen, E.: Influence of the tropics and southern
998 westerlies on glacial interhemispheric asymmetry, *Nat. Geosci.*, 5, 266–269, 2012.
- 999 De Deckker, P., Barrows, T. T., Stuut, J.-B. W., van der Kaars, S., Ayress, M. A., Rogers, J.,
1000 and Chaproniere, G.: Land–sea correlations in the Australian region: 460 ka of changes
1001 recorded in a deep-sea core offshore Tasmania. Part 2: the marine compared with the terrestrial
1002 record, *Aust. J. Earth Sci.*, 66, 17–36, 2019.
- 1003 De Deckker, P., Moros, M., Perner, K., Blanz, T., Wacker, L., Schneider, R., Barrows, T. T.,
1004 O’Loingsigh, T., and Jansen, E.: Climatic evolution in the Australian region over the last 94 ka -
1005 spanning human occupancy -, and unveiling the Last Glacial Maximum, *Quat. Sci. Rev.*, 249,
1006 106593, 2020.
- 1007 deMenocal, P., Ortiz, J., Guilderson, T., Adkins, J., Sarnthein, M., Baker, L., and Yarusinsky, M.:
1008 Abrupt onset and termination of the African Humid Period:, *Quat. Sci. Rev.*, 19, 347–361,
1009 2000a.
- 1010 deMenocal, P., Ortiz, J., Guilderson, T., and Sarnthein, M.: Coherent high- and low-latitude
1011 climate variability during the holocene warm period, *Science*, 288, 2198–2202, 2000b.
- 1012 Dickson, A. J., Beer, C. J., Dempsey, C., Maslin, M. A., Bendle, J. A., McClymont, E. L., and

- 1013 Pancost, R. D.: Oceanic forcing of the Marine Isotope Stage 11 interglacial, *Nat. Geosci.*, 2,
1014 428–433, 2009.
- 1015 Dittert, N.: Late Quaternary planktic foraminifera assemblages in the South Atlantic Ocean:
1016 quantitative determination and preservational aspects, 1998.
- 1017 Diz, P., Hall, I. R., Zahn, R., and Molyneux, E. G.: Paleoceanography of the southern Agulhas
1018 Plateau during the last 150 ka: Inferences from benthic foraminiferal assemblages and
1019 multispecies epifaunal carbon isotopes, *Paleoceanography*, 22, PA4218, 2007.
- 1020 Dokken, T. M. and Jansen, E.: Rapid changes in the mechanism of ocean convection during the
1021 last glacial period, *Nature*, 401, 458–461, 1999.
- 1022 Dokken, T. M., Nisancioglu, K. H., Li, C., Battisti, D. S., and Kissel, C.: Dansgaard-Oeschger
1023 cycles: Interactions between ocean and sea ice intrinsic to the Nordic seas, *Paleoceanography*,
1024 28, 491–502, 2013.
- 1025 Dolman, A. M. and Laepple, T.: Sedprox: a forward model for sediment-archived climate
1026 proxies, *Clim. Past*, 14, 1851–1868, 2018.
- 1027 Dolven, J. K., Cortese, G., and Bjørklund, K. R.: A high-resolution radiolarian-derived
1028 paleotemperature record for the Late Pleistocene-Holocene in the Norwegian Sea,
1029 *Paleoceanography*, 17, 24–1–24–13, 2002.
- 1030 Dong, L., Li, L., Li, Q., Wang, H., and Zhang, C. L.: Hydroclimate implications of thermocline
1031 variability in the southern South China Sea over the past 180,000 yr, *Quat. Res.*, 83, 370–377,
1032 2015.
- 1033 Dubois-Dauphin, Q., Montagna, P., Siani, G., Douville, E., Wienberg, C., Hebbeln, D., Liu, Z.,
1034 Kallel, N., Dapoigny, A., Revel, M., Pons-Branchu, E., Taviani, M., and Colin, C.: Hydrological
1035 variations of the intermediate water masses of the western Mediterranean Sea during the past
1036 20 ka inferred from neodymium isotopic composition in foraminifera and cold-water corals, *Clim.*
1037 *Past*, 13, 17–37, 2017.
- 1038 Dubois, N., Kienast, M., Normandeau, C., and Herbert, T. D.: Eastern equatorial Pacific cold
1039 tongue during the Last Glacial Maximum as seen from alkenone paleothermometry,
1040 *Paleoceanography*, 24, <https://doi.org/10.1029/2009pa001781>, 2009.
- 1041 Dubois, N., Kienast, M., Kienast, S., Normandeau, C., Calvert, S. E., Herbert, T. D., and Mix, A.:
1042 Millennial-scale variations in hydrography and biogeochemistry in the Eastern Equatorial Pacific
1043 over the last 100 kyr, *Quat. Sci. Rev.*, 30, 210–223, 2011.
- 1044 Du, J., Huang, B., and Zhou, L.: Global deepwater circulation between 2.4 and 1.7 Ma and its
1045 connection to the onset of Northern Hemisphere Glaciation, *Paleoceanography*, 31, 1480–1497,
1046 2016.
- 1047 Duplessy, J.-C.: (Table 3) Stable carbon and oxygen isotope ratios of *Melonis* sp. from sediment
1048 core MD73-025, <https://doi.org/10.1594/PANGAEA.726208>, 1982a.
- 1049 Duplessy, J.-C.: (Table 6) Stable carbon and oxygen isotope ratios of *Cibicides* species from
1050 sediment core CH73-139, <https://doi.org/10.1594/PANGAEA.726215>, 1982b.
- 1051 Duplessy, J.-C.: NOAA/WDS Paleoclimatology - Surface and deep circulation of the N. Atlantic

- 1052 during the past 150,000 years , Duplessy, <https://doi.org/10.25921/9XVW-PR91>, 1996.
- 1053 Duplessy, J. C., Shackleton, N. J., Fairbanks, R. G., Labeyrie, L., Oppo, D., and Kallel, N.:
1054 Deepwater source variations during the last climatic cycle and their impact on the global
1055 deepwater circulation, *Paleoceanography*, 3, 343–360, 1988.
- 1056 Duplessy, J. C., Bard, E., Arnold, M., Shackleton, N. J., Duprat, J., and Labeyrie, L.: How fast
1057 did the ocean—atmosphere system run during the last deglaciation?, *Earth Planet. Sci. Lett.*,
1058 103, 27–40, 1991.
- 1059 Duplessy, J. C., Labeyrie, L., Arnold, M., Paterne, M., Duprat, J., and van Weering, T. C. E.:
1060 Changes in surface salinity of the North Atlantic Ocean during the last deglaciation, *Nature*, 358,
1061 485–488, 1992.
- 1062 Duplessy, J. C., Cortijo, E., Ivanova, E., Khusid, T., Labeyrie, L., Levitan, M., Murdmaa, I., and
1063 Paterne, M.: Paleocyanography of the Barents Sea during the Holocene, *Paleoceanography*,
1064 20, <https://doi.org/10.1029/2004pa001116>, 2005.
- 1065 Dupont, L. M., Behling, H., and Kim, J.-H.: Thirty thousand years of vegetation development and
1066 climate change in Angola (Ocean Drilling Program Site 1078), *Clim. Past*, 4, 107–124, 2008.
- 1067 Dürkop, A., Holbourn, A., Kuhnt, W., Zuraida, R., Andersen, N., and Grootes, P. M.: Centennial-
1068 scale climate variability in the Timor Sea during Marine Isotope Stage 3, *Mar. Micropaleontol.*,
1069 66, 208–221, 2008.
- 1070 Dyez, K. A., Ravelo, A. C., and Mix, A. C.: Evaluating drivers of Pleistocene eastern tropical
1071 Pacific sea surface temperature, *Paleoceanography*, 31, 1054–1069, 2016.
- 1072 Ehrmann, W., Schmiedl, G., Hamann, Y., Kuhnt, T., Hemleben, C., and Siebel, W.: Clay
1073 minerals in late glacial and Holocene sediments of the northern and southern Aegean Sea,
1074 *Palaeogeogr. Palaeoclimatol. Palaeoecol.*, 249, 36–57, 2007.
- 1075 Elderfield, H. and Ganssen, G.: Past temperature and delta18O of surface ocean waters
1076 inferred from foraminiferal Mg/Ca ratios, *Nature*, 405, 442–445, 2000.
- 1077 Elderfield, H., Ferretti, P., Greaves, M., Crowhurst, S., McCave, I. N., Hodell, D., and Piotrowski,
1078 A. M.: Evolution of ocean temperature and ice volume through the mid-Pleistocene climate
1079 transition, *Science*, 337, 704–709, 2012.
- 1080 Elliot, M., Labeyrie, L., Bond, G., Cortijo, E., Turon, J.-L., Tisnerat, N., and Duplessy, J.-C.:
1081 Millennial-scale iceberg discharges in the Irminger Basin during the Last Glacial Period:
1082 Relationship with the Heinrich events and environmental settings, *Paleoceanography*, 13, 433–
1083 446, 1998.
- 1084 Elliot, M., Labeyrie, L., Dokken, T., and Manthé, S.: Coherent patterns of ice-rafted debris
1085 deposits in the Nordic regions during the last glacial (10–60 ka), *Earth Planet. Sci. Lett.*, 194,
1086 151–163, 2001.
- 1087 Elliot, M., Labeyrie, L., and Duplessy, J.-C.: Changes in North Atlantic deep-water formation
1088 associated with the Dansgaard–Oeschger temperature oscillations (60–10ka), *Quat. Sci. Rev.*,
1089 21, 1153–1165, 2002.
- 1090 Emeis, K.-C., Struck, U., Schulz, H.-M., Rosenberg, R., Bernasconi, S., Erlenkeuser, H.,

- 1091 Sakamoto, T., and Martinez-Ruiz, F.: Temperature and salinity variations of Mediterranean Sea
1092 surface waters over the last 16,000 years from records of planktonic stable oxygen isotopes and
1093 alkenone unsaturation ratios, *Palaeogeogr. Palaeoclimatol. Palaeoecol.*, 158, 259–280, 2000.
- 1094 Emeis, K.-C., Struck, U., Blanz, T., Kohly, A., and Voß, M.: Salinity changes in the central Baltic
1095 Sea (NW Europe) over the last 10000 years, *Holocene*, 13, 411–421, 2003.
- 1096 Emile-Geay, J. and Eshleman, J. A.: Toward a semantic web of paleoclimatology, *Geochem.
1097 Geophys. Geosyst.*, 14, 457–469, 2013.
- 1098 Etourneau, J., Schneider, R., Blanz, T., and Martinez, P.: Intensification of the Walker and
1099 Hadley atmospheric circulations during the Pliocene–Pleistocene climate transition, *Earth
1100 Planet. Sci. Lett.*, 297, 103–110, 2010.
- 1101 Eynaud, F., de Abreu, L., Voelker, A., Schönfeld, J., Salgueiro, E., Turon, J.-L., Penaud, A.,
1102 Toucanne, S., Naughton, F., Sánchez Goñi, M. F., Malaizé, B., and Cacho, I.: Position of the
1103 Polar Front along the western Iberian margin during key cold episodes of the last 45 ka,
1104 *Geochem. Geophys. Geosyst.*, 10, Q07U05, doi:10.1029/2009GC002398, 2009.
- 1105 Eynaud, F., Malaizé, B., Zaragosi, S., de Vernal, A., Scourse, J., Pujol, C., Cortijo, E., Grousset,
1106 F. E., Penaud, A., Toucanne, S., Turon, J.-L., and Auffret, G.: New constraints on European
1107 glacial freshwater releases to the North Atlantic Ocean, *Geophys. Res. Lett.*, 39, L15601, 2012.
- 1108 Fan, W., Jian, Z., Bassinot, F., and Chu, Z.: Holocene centennial-scale changes of the
1109 Indonesian and South China Sea throughflows: Evidences from the Makassar Strait, *Glob.
1110 Planet. Change*, 111, 111–117, 2013.
- 1111 Fan, W., Jian, Z., Chu, Z., Dang, H., Wang, Y., Bassinot, F., Han, X., and Bian, Y.: Variability of
1112 the Indonesian Throughflow in the Makassar Strait over the Last 30 ka, *Sci. Rep.*, 8,
1113 <https://doi.org/10.1038/s41598-018-24055-1>, 2018.
- 1114 Farmer, E. C., deMenocal, P. B., and Marchitto, T. M.: Holocene and deglacial ocean
1115 temperature variability in the Benguela upwelling region: Implications for low-latitude
1116 atmospheric circulation, *Paleoceanography*, 20, <https://doi.org/10.1029/2004pa001049>, 2005.
- 1117 Farrell, J. W. and Janecek, T. R.: Late Neogene paleoceanography and paleoclimatology of the
1118 northeast Indian ocean (site 758), in: *Proceedings of the Ocean Drilling Program, 121 Scientific
1119 Results*, Ocean Drilling Program, 1991.
- 1120 Felden, J., Möller, L., Schindler, U., Huber, R., Schumacher, S., Koppe, R., Diepenbroek, M.,
1121 and Glöckner, F. O.: PANGAEA - Data Publisher for Earth & Environmental Science, *Sci Data*,
1122 10, 347, 2023.
- 1123 Feng, H., Tian, J., Lyle, M., Westerhold, T., and Wilkens, R.: High resolution benthic
1124 foraminiferal $\delta^{18}\text{O}$ and $\delta^{13}\text{C}$ records at ODP site 807 over the past 5 Ma, Ontong Java Plateau:
1125 Evolution of North Pacific ventilation, Pliocene to Holocene, *Glob. Planet. Change*, 217, 103945,
1126 2022.
- 1127 Fink, H. G., Wienberg, C., De Pol-Holz, R., Wintersteller, P., and Hebbeln, D.: Cold-water coral
1128 growth in the Alboran Sea related to high productivity during the Late Pleistocene and
1129 Holocene, *Mar. Geol.*, 339, 71–82, 2013.

- 1130 Flanders Marine Institute (VLIZ), Belgium: Global Oceans and Seas, version 1,
1131 <https://doi.org/10.14284/542>, 2021.
- 1132 Fraser, N., Kuhnt, W., Holbourn, A., Bolliet, T., Andersen, N., Blanz, T., and Beaufort, L.:
1133 Precipitation variability within the West Pacific Warm Pool over the past 120 ka: Evidence from
1134 the Davao Gulf, southern Philippines, *Paleoceanography*, 29, 1094–1110, 2014.
- 1135 Freeman, E., Skinner, L. C., Tisserand, A., Dokken, T., Timmermann, A., Menviel, L., and
1136 Friedrich, T.: An Atlantic–Pacific ventilation seesaw across the last deglaciation, *Earth Planet.
1137 Sci. Lett.*, 424, 237–244, 2015.
- 1138 Freudenthal, T., Meggers, H., Henderiks, J., Kuhlmann, H., Moreno, A., and Wefer, G.:
1139 Upwelling intensity and filament activity off Morocco during the last 250,000 years, *Deep Sea
1140 Res. Part 2 Top. Stud. Oceanogr.*, 49, 3655–3674, 2002.
- 1141 Frigola, J., Moreno, A., Cacho, I., Canals, M., Sierro, F. J., Flores, J. A., and Grimalt, J. O.:
1142 Evidence of abrupt changes in Western Mediterranean Deep Water circulation during the last
1143 50kyr: A high-resolution marine record from the Balearic Sea, *Quat. Int.*, 181, 88–104, 2008.
- 1144 Frozza, C. F., Pivel, M. A. G., Suárez-Ibarra, J. Y., Ritter, M. N., and Coimbra, J. C.: Bioerosion
1145 on late Quaternary planktonic Foraminifera related to paleoproductivity in the western south
1146 Atlantic, *Paleoceanogr. Paleoclimatology*, 35, <https://doi.org/10.1029/2020pa003865>, 2020.
- 1147 Gardner, J. V., Dean, W. E., and Dartnell, P.: Biogenic sedimentation beneath the California
1148 Current System for the past 30 kyr and its paleoceanographic significance, *Paleoceanography*,
1149 12, 207–225, 1997.
- 1150 de Garidel-Thoron, T., Beaufort, L., Linsley, B. K., and Dannenmann, S.: Millennial-scale
1151 dynamics of the east Asian winter monsoon during the last 200,000 years, *Paleoceanography*,
1152 16, 491–502, 2001.
- 1153 de Garidel-Thoron, T., Rosenthal, Y., Beaufort, L., Bard, E., Sonzogni, C., and Mix, A. C.: A
1154 multiproxy assessment of the western equatorial Pacific hydrography during the last 30 kyr,
1155 *Paleoceanography*, 22, <https://doi.org/10.1029/2006pa001269>, 2007.
- 1156 Gattuso, J.-P., Epitalon, J.-M., Lavigne, H., and Orr, J.: seacarb: Seawater Carbonate
1157 Chemistry, 2024.
- 1158 Gebhardt, H., Sarnthein, M., Grootes, P. M., Kiefer, T., Kuehn, H., Schmieder, F., and Röhl, U.:
1159 Paleonutrient and productivity records from the subarctic North Pacific for Pleistocene glacial
1160 terminations I to V, *Paleoceanography*, 23, PA4212, 2008.
- 1161 Gebregiorgis, D., Hathorne, E. C., Sijinkumar, A. V., Nath, B. N., Nürnberg, D., and Frank, M.:
1162 South Asian summer monsoon variability during the last ~54 kyrs inferred from surface water
1163 salinity and river runoff proxies, *Quat. Sci. Rev.*, 138, 6–15, 2016.
- 1164 Gebregiorgis, D., Hathorne, E. C., Giosan, L., Clemens, S., Nürnberg, D., and Frank, M.:
1165 Southern Hemisphere forcing of South Asian monsoon precipitation over the past ~1 million
1166 years, *Nat. Commun.*, 9, 4702, 2018.
- 1167 Ge, H.-M., Li, Q.-Y., Cheng, X.-R., Zheng, H.-B., and He, J.: Late Quaternary High Resolution
1168 Monsoon Records in Planktonic Stable Isotopes from Northern South China Sea, *Earth Sci.*, 35,

- 1169 515, 2010.
- 1170 Gersonde, R., Hodell, D. A., Blum, P., and et al. (Eds.): Proceedings of the ocean drilling
1171 program, 177 initial reports, Ocean Drilling Program, 1999.
- 1172 Gherardi, J.-M., Labeyrie, L., Nave, S., Francois, R., McManus, J. F., and Cortijo, E.: Glacial-
1173 interglacial circulation changes inferred from $^{231}\text{Pa}/^{230}\text{Th}$ sedimentary record in the North Atlantic
1174 region, *Paleoceanography*, 24, PA2204, 2009.
- 1175 Gibbons, F. T., Oppo, D. W., Mohtadi, M., Rosenthal, Y., Cheng, J., Liu, Z., and Linsley, B. K.:
1176 Deglacial $\delta^{18}\text{O}$ and hydrologic variability in the tropical Pacific and Indian Oceans, *Earth Planet.*
1177 *Sci. Lett.*, 387, 240–251, 2014.
- 1178 Gingele, F., De Deckker, P., and Norman, M.: Late Pleistocene and Holocene climate of SE
1179 Australia reconstructed from dust and river loads deposited offshore the River Murray Mouth,
1180 *Earth Planet. Sci. Lett.*, 255, 257–272, 2007.
- 1181 Giraudeau, J., Cremer, M., Manthé, S., Labeyrie, L., and Bond, G.: Coccolith evidence for
1182 instabilities in surface circulation south of Iceland during Holocene times, *Earth Planet. Sci.*
1183 *Lett.*, 179, 257–268, 2000.
- 1184 Godad, S. P., Naidu, P. D., and Malmgren, B. A.: Sea surface temperature changes during May
1185 and August in the western Arabian Sea over the last 22kyr: Implications as to shifting of the
1186 upwelling season, *Mar. Micropaleontol.*, 78, 25–29, 2011.
- 1187 Gottschalk, J., Skinner, L. C., and Waelbroeck, C.: Contribution of seasonal sub-Antarctic
1188 surface water variability to millennial-scale changes in atmospheric CO_2 over the last
1189 deglaciation and Marine Isotope Stage 3, *Earth Planet. Sci. Lett.*, 411, 87–99, 2015.
- 1190 Gottschalk, J., Skinner, L. C., Lippold, J., Vogel, H., Frank, N., Jaccard, S. L., and Waelbroeck,
1191 C.: Biological and physical controls in the Southern Ocean on past millennial-scale atmospheric
1192 CO_2 changes, *Nat. Commun.*, 7, 11539, 2016a.
- 1193 Gottschalk, J., Vázquez Riveiros, N., Waelbroeck, C., Skinner, L. C., Michel, E., Duplessy, J.-C.,
1194 Hodell, D., and Mackensen, A.: Carbon isotope offsets between benthic foraminifer species of
1195 the genus *Cibicides* (*Cibicoides*) in the glacial sub-Antarctic Atlantic, *Paleoceanography*, 31,
1196 1583–1602, 2016b.
- 1197 Gottschalk, J., Skinner, L. C., Jaccard, S. L., Menviel, L., Nehrbass-Ahles, C., and Waelbroeck,
1198 C.: Southern Ocean link between changes in atmospheric CO_2 levels and northern-hemisphere
1199 climate anomalies during the last two glacial periods, *Quat. Sci. Rev.*, 230, 106067, 2020.
- 1200 Govil, P. and Divakar Naidu, P.: Variations of Indian monsoon precipitation during the last 32kyr
1201 reflected in the surface hydrography of the Western Bay of Bengal, *Quat. Sci. Rev.*, 30, 3871–
1202 3879, 2011.
- 1203 Govil, P. and Naidu, P. D.: Evaporation-precipitation changes in the eastern Arabian Sea for the
1204 last 68 ka: Implications on monsoon variability, *Paleoceanography*, 25,
1205 <https://doi.org/10.1029/2008pa001687>, 2010.
- 1206 Govin, A., Michel, E., Labeyrie, L., Waelbroeck, C., Dewilde, F., and Jansen, E.: Evidence for
1207 northward expansion of Antarctic Bottom Water mass in the Southern Ocean during the last

- 1208 glacial inception, *Paleoceanography*, 24, <https://doi.org/10.1029/2008pa001603>, 2009.
- 1209 Govin, A., Braconnot, P., Capron, E., Cortijo, E., Duplessy, J.-C., Jansen, E., Labeyrie, L.,
1210 Landais, A., Marti, O., Michel, E., Mosquet, E., Risebrobakken, B., Swingedouw, D., and
1211 Waelbroeck, C.: Persistent influence of ice sheet melting on high northern latitude climate
1212 during the early Last Interglacial, *Clim. Past*, 8, 483–507, 2012.
- 1213 Govin, A., Varma, V., and Prange, M.: Astronomically forced variations in western African
1214 rainfall (21°N–20°S) during the Last Interglacial period, *Geophys. Res. Lett.*, 41, 2117–2125,
1215 2014a.
- 1216 Govin, A., Chiessi, C. M., Zabel, M., Sawakuchi, A. O., Heslop, D., Hörner, T., Zhang, Y., and
1217 Mulitza, S.: Terrigenous input off northern South America driven by changes in Amazonian
1218 climate and the North Brazil Current retroflexion during the last 250 ka, *Clim. Past*, 10, 843–
1219 862, 2014b.
- 1220 Gray, W. R. and Evans, D.: Nonthermal influences on mg/ca in planktonic Foraminifera: A
1221 review of culture studies and application to the last glacial maximum, *Paleoceanogr.*
1222 *Paleoclimatology*, 34, 306–315, 2019.
- 1223 Gray, W. R., Rae, J. W. B., Wills, R. C. J., Shevenell, A. E., Taylor, B., Burke, A., Foster, G. L.,
1224 and Lear, C. H.: Deglacial upwelling, productivity and CO₂ outgassing in the North Pacific
1225 Ocean, *Nat. Geosci.*, 11, 340–344, 2018.
- 1226 Grazzini, C. V. and Pierre, C.: High fertility in the Alboran Sea since the last glacial maximum,
1227 *Paleoceanography*, 6, 519–536, 1991.
- 1228 Grobe, H. and Mackensen, A.: Late Quaternary climatic cycles as recorded in sediments from
1229 the antarctic continental margin, in: *Antarctic Research Series*, American Geophysical Union,
1230 Washington, D. C., 349–376, 2013.
- 1231 Groeneveld, J. and Chiessi, C. M.: Mg/Ca of *Globorotalia inflata* as a recorder of permanent
1232 thermocline temperatures in the South Atlantic, *Paleoceanography*, 26,
1233 <https://doi.org/10.1029/2010pa001940>, 2011.
- 1234 Grousset, F. E., Pujol, C., Labeyrie, L., Auffret, G., and Boelaert, A.: Were the North Atlantic
1235 Heinrich events triggered by the behavior of the European ice sheets?, *Geology*, 28, 123, 2000.
- 1236 Gupta, A. K., Anderson, D. M., and Overpeck, J. T.: Abrupt changes in the Asian southwest
1237 monsoon during the Holocene and their links to the North Atlantic Ocean, *Nature*, 421, 354–
1238 357, 2003.
- 1239 Hagen, S. and Hald, M.: Variation in surface and deep water circulation in the Denmark Strait,
1240 North Atlantic, during marine isotope stages 3 and 2, *Paleoceanography*, 17, 13–1–13–16,
1241 2002.
- 1242 Hahn, A., Compton, J. S., Meyer-Jacob, C., Kirsten, K. L., Lucassen, F., Pérez Mayo, M.,
1243 Schefuß, E., and Zabel, M.: Holocene paleo-climatic record from the South African
1244 Namaqualand mudbelt: A source to sink approach, *Quat. Int.*, 404, 121–135, 2016.
- 1245 Hald, M., Ebbesen, H., Forwick, M., Godtliobsen, F., Khomenko, L., Korsun, S., Ringstad Olsen,
1246 L., and Vorren, T. O.: Holocene paleoceanography and glacial history of the West Spitsbergen

- 1247 area, Euro-Arctic margin, *Quat. Sci. Rev.*, 23, 2075–2088, 2004.
- 1248 Hall, I. R. and McCave, I. N.: Palaeocurrent reconstruction, sediment and thorium focussing on
1249 the Iberian margin over the last 140 ka, *Earth Planet. Sci. Lett.*, 178, 151–164, 2000.
- 1250 Hall, I. R., Bianchi, G. G., and Evans, J. R.: Centennial to millennial scale Holocene climate-
1251 deep water linkage in the North Atlantic, *Quat. Sci. Rev.*, 23, 1529–1536, 2004.
- 1252 Harada, N., Ahagon, N., Sakamoto, T., Uchida, M., Ikehara, M., and Shibata, Y.: Rapid
1253 fluctuation of alkenone temperature in the southwestern Okhotsk Sea during the past 120 ky,
1254 *Glob. Planet. Change*, 53, 29–46, 2006.
- 1255 Hays, J. D., Imbrie, J., and Shackleton, N. J.: Variations in the Earth's orbit: pacemaker of the
1256 ice ages, *Science*, 194, 1121–1132, 1976.
- 1257 Hayward, B. W., Scott, G. H., Crundwell, M. P., Kennett, J. P., Carter, L., Neil, H. L., Sabaa, A.
1258 T., Wilson, K., Rodger, J. S., and Schaefer, G.: The effect of submerged plateaux on
1259 Pleistocene gyral circulation and sea-surface temperatures in the Southwest Pacific, *Glob.*
1260 *Planet. Change*, 63, 309–316, 2008.
- 1261 Henderiks, J., Freudenthal, T., Meggers, H., Nave, S., Abrantes, F., Bollmann, J., and
1262 Thierstein, H. R.: Glacial–interglacial variability of particle accumulation in the Canary Basin: a
1263 time-slice approach, *Deep Sea Res. Part 2 Top. Stud. Oceanogr.*, 49, 3675–3705, 2002.
- 1264 Hendrigan, M., Kuhnt, W., and Holbourn, A.: Variability of Indonesian Throughflow and Borneo
1265 Runoff During the Last 14 kyr, *Paleoceanography*, 32, 1054–1069, 2017.
- 1266 Hendry, K. R., Gong, X., Knorr, G., Pike, J., and Hall, I. R.: Deglacial diatom production in the
1267 tropical North Atlantic driven by enhanced silicic acid supply, *Earth Planet. Sci. Lett.*, 438, 122–
1268 129, 2016.
- 1269 Hendy, I. L. and Kennett, J. P.: Stable isotope stratigraphy and paleoceanography of the last
1270 170 k.y.: Site 1014, Tanner Basin, California, in: *Proceedings of the Ocean Drilling Program*,
1271 *Ocean Drilling Program*, 2000.
- 1272 Herbert, C. T. and Compton, J. S.: Geochronology of Holocene sediments on the western
1273 margin of South Africa, *South Afr. J. Geol.*, 110, 327–338, 2007.
- 1274 Herbert, T. D., Schuffert, J. D., Thomas, D., Lange, C., Weinheimer, A., Peleo-Alampay, A., and
1275 Herguera, J.-C.: Depth and seasonality of alkenone production along the California Margin
1276 inferred from a core top transect, *Paleoceanography*, 13, 263–271, 1998.
- 1277 Herbert, T. D., Schuffert, J. D., Andreasen, D., Heusser, L., Lyle, M., Mix, A., Ravelo, A. C.,
1278 Stott, L. D., and Herguera, J. C.: Collapse of the California Current during glacial Maxima linked
1279 to climate change on land, *Science*, 293, 71–76, 2001.
- 1280 Herbert, T. D., Peterson, L. C., Lawrence, K. T., and Liu, Z.: Tropical ocean temperatures over
1281 the past 3.5 million years, *Science*, 328, 1530–1534, 2010.
- 1282 Hessler, I., Steinke, S., Groeneveld, J., Dupont, L., and Wefer, G.: Impact of abrupt climate
1283 change in the tropical southeast Atlantic during Marine Isotope Stage (MIS) 3,
1284 *Paleoceanography*, 26, PA4209, 2011.

- 1285 Heusser, L. E., Lyle, M., and Mix, A.: Vegetation and climate of the northwest coast of North
1286 America during the last 500 k.y.: high-resolution pollen evidence from the northern California
1287 margin, in: Proceedings of the Ocean Drilling Program, Ocean Drilling Program, 2000.
- 1288 Hillaire-Marcel, C., Vernal, A. de, Bilodeau, G., and Wu, G.: Isotope stratigraphy, sedimentation
1289 rates, deep circulation, and carbonate events in the Labrador Sea during the last ~ 200 ka, *Can.*
1290 *J. Earth Sci.*, 31, 63–89, 1994.
- 1291 Hillenbrand, C.-D., Smith, J. A., Hodell, D. A., Greaves, M., Poole, C. R., Kender, S., Williams,
1292 M., Andersen, T. J., Jernas, P. E., Elderfield, H., Klages, J. P., Roberts, S. J., Gohl, K., Larter,
1293 R. D., and Kuhn, G.: West Antarctic Ice Sheet retreat driven by Holocene warm water
1294 incursions, *Nature*, 547, 43–48, 2017.
- 1295 Hill, H. W., Flower, B. P., Quinn, T. M., Hollander, D. J., and Guilderson, T. P.: Laurentide Ice
1296 Sheet meltwater and abrupt climate change during the last glaciation, *Paleoceanography*, 21,
1297 <https://doi.org/10.1029/2005pa001186>, 2006.
- 1298 Hodell, D. A., Charles, C. D., Curtis, J. H., Mortyn, P. G., Ninnemann, U. S., and Venz, K. A.:
1299 Data report: Oxygen isotope stratigraphy of ODP Leg 177 Sites 1088, 1089, 1090, 1093, and
1300 1094, in: Proceedings of the Ocean Drilling Program, 177 Scientific Results, Ocean Drilling
1301 Program, 2003a.
- 1302 Hodell, D. A., Venz, K. A., Charles, C. D., and Ninnemann, U. S.: Pleistocene vertical carbon
1303 isotope and carbonate gradients in the South Atlantic sector of the Southern Ocean, *Geochem.*
1304 *Geophys. Geosyst.*, 4, 1–19, 2003b.
- 1305 Hodell, D. A., Channell, J. E. T., Curtis, J. H., Romero, O. E., and Röhl, U.: Onset of “Hudson
1306 Strait” Heinrich events in the eastern North Atlantic at the end of the middle Pleistocene
1307 transition (~640 ka)?, *Paleoceanography*, 23, <https://doi.org/10.1029/2008pa001591>, 2008.
- 1308 Hoffmann, J., Bahr, A., Voigt, S., Schönfeld, J., Nürnberg, D., and Rethemeyer, J.:
1309 Disentangling abrupt deglacial hydrological changes in northern South America: Insolation
1310 versus oceanic forcing, *Geology*, 42, 579–582, 2014.
- 1311 Hogg, A. G., Heaton, T. J., Hua, Q., Palmer, J. G., Turney, C. S. M., Southon, J., Bayliss, A.,
1312 Blackwell, P. G., Boswijk, G., Bronk Ramsey, C., Pearson, C., Petchey, F., Reimer, P., Reimer,
1313 R., and Wacker, L.: SHCal20 Southern Hemisphere Calibration, 0–55,000 Years cal BP,
1314 *Radiocarbon*, 62, 759–778, 2020.
- 1315 Holbourn, A., Kuhnt, W., and James, N.: Late Pleistocene bryozoan reef mounds of the Great
1316 Australian Bight: Isotope stratigraphy and benthic foraminiferal record, *Paleoceanography*, 17,
1317 14–1–14–13, 2002.
- 1318 Holbourn, A., Kuhnt, W., Kawamura, H., Jian, Z., Grootes, P., Erlenkeuser, H., and Xu, J.:
1319 Orbitally paced paleoproductivity variations in the Timor Sea and Indonesian Throughflow
1320 variability during the last 460 kyr, *Paleoceanography*, 20,
1321 <https://doi.org/10.1029/2004pa001094>, 2005.
- 1322 Hollstein, M., Mohtadi, M., Kienast, M., Rosenthal, Y., Groeneveld, J., Oppo, D. W., Southon, J.
1323 R., and Lückge, A.: The impact of astronomical forcing on surface and thermocline variability
1324 within the western Pacific warm pool over the past 160 kyr, *Paleoceanogr. Paleoclimatology*, 35,
1325 e2019PA003832, 2020.

- 1326 Hoogakker, B. A. A., Chapman, M. R., McCave, I. N., Hillaire-Marcel, C., Ellison, C. R. W., Hall,
1327 I. R., and Telford, R. J.: Dynamics of North Atlantic Deep Water masses during the Holocene,
1328 *Paleoceanography*, 26, <https://doi.org/10.1029/2011pa002155>, 2011.
- 1329 Hoogakker, B. A. A., McCave, I. N., Elderfield, H., Hillaire-Marcel, C., and Simstich, J.:
1330 Holocene climate variability in the Labrador Sea, *J. Geol. Soc. London*, 172, 272–277, 2015.
- 1331 Hoogakker, B. A. A., Lu, Z., Umling, N., Jones, L., Zhou, X., Rickaby, R. E. M., Thunell, R.,
1332 Cartapanis, O., and Galbraith, E.: Glacial expansion of oxygen-depleted seawater in the eastern
1333 tropical Pacific, *Nature*, 562, 410–413, 2018.
- 1334 Ho, S. L., Mollenhauer, G., Lamy, F., Martínez-García, A., Mohtadi, M., Gersonde, R., Hebbeln,
1335 D., Nunez-Ricardo, S., Rosell-Melé, A., and Tiedemann, R.: Sea surface temperature variability
1336 in the Pacific sector of the Southern Ocean over the past 700 kyr, *Paleoceanography*, 27,
1337 <https://doi.org/10.1029/2012pa002317>, 2012.
- 1338 Hou, A., Bahr, A., Schmidt, S., Strebl, C., Albuquerque, A. L., Chiessi, C. M., and Friedrich, O.:
1339 Forcing of western tropical South Atlantic sea surface temperature across three glacial-
1340 interglacial cycles, *Glob. Planet. Change*, 188, 103150, 2020a.
- 1341 Hou, A., Bahr, A., Raddatz, J., Voigt, S., Greule, M., Albuquerque, A. L., Chiessi, C. M., and
1342 Friedrich, O.: Insolation and greenhouse gas forcing of the south American monsoon system
1343 across three glacial-interglacial cycles, *Geophys. Res. Lett.*, 47,
1344 <https://doi.org/10.1029/2020gl087948>, 2020b.
- 1345 Huang, C.-Y., Wu, S.-F., Zhao, M., Chen, M.-T., Wang, C.-H., Tu, X., and Yuan, P. B.: Surface
1346 ocean and monsoon climate variability in the South China Sea since the last glaciation, *Mar.*
1347 *Micropaleontol.*, 32, 71–94, 1997.
- 1348 Huang, E. and Tian, J.: Sea-level rises at Heinrich stadials of early Marine Isotope Stage 3:
1349 Evidence of terrigenous n-alkane input in the southern South China Sea, *Glob. Planet. Change*,
1350 94-95, 1–12, 2012.
- 1351 Huang, E., Chen, Y., Schefuß, E., Steinke, S., Liu, J., Tian, J., Martínez-Méndez, G., and
1352 Mohtadi, M.: Precession and glacial-cycle controls of monsoon precipitation isotope changes
1353 over East Asia during the Pleistocene, *Earth Planet. Sci. Lett.*, 494, 1–11, 2018.
- 1354 Hu, D., Böning, P., Köhler, C. M., Hillier, S., Pressling, N., Wan, S., Brumsack, H. J., and Cliff,
1355 P. D.: Deep sea records of the continental weathering and erosion response to East Asian
1356 monsoon intensification since 14ka in the South China Sea, *Chem. Geol.*, 326-327, 1–18, 2012.
- 1357 Hull, P. M., Franks, P. J. S., and Norris, R. D.: Mechanisms and models of iridium anomaly
1358 shape across the Cretaceous–Paleogene boundary, *Earth Planet. Sci. Lett.*, 301, 98–106, 2011.
- 1359 Hüls, C. M.: Millennial-scale SST variability as inferred from planktonic foraminiferal census
1360 counts in the western subtropical Atlantic, Christian-Albrechts-Universität,
1361 https://doi.org/10.3289/GEOMAR_REP_95_1999, 1999.
- 1362 Incarbona, A., Sprovieri, M., Lirer, F., and Sprovieri, R.: Surface and deep water conditions in
1363 the Sicily channel (central Mediterranean) at the time of sapropel S5 deposition, *Palaeogeogr.*
1364 *Palaeoclimatol. Palaeoecol.*, 306, 243–248, 2011.

- 1365 Ishiwatari, R., Matsumoto, K., Seki, O., and Yamamoto, S.: Variations in organic carbon isotopic
1366 composition in sediments at Site 1017 during the last 25 k.y, in: Proceedings of the Ocean
1367 Drilling Program, Ocean Drilling Program, 2000.
- 1368 Ivanova, E.: Late weichselian to Holocene paleoenvironments in the Barents sea, *Glob. Planet.*
1369 *Change*, 34, 209–218, 2002.
- 1370 Ivanovic, R. F., Gregoire, L. J., Kageyama, M., Roche, D. M., Valdes, P. J., Burke, A.,
1371 Drummond, R., Peltier, W. R., and Tarasov, L.: Transient climate simulations of the deglaciation
1372 21–9 thousand years before present (version 1) – PMIP4 Core experiment design and boundary
1373 conditions, *Geosci. Model Dev.*, 9, 2563–2587, 2016.
- 1374 Jacobel, A. W., Anderson, R. F., Jaccard, S. L., McManus, J. F., Pavia, F. J., and Winckler, G.:
1375 Deep Pacific storage of respired carbon during the last ice age: Perspectives from bottom water
1376 oxygen reconstructions, *Quat. Sci. Rev.*, 230, 106065, 2020.
- 1377 Jaeschke, A., Rühlemann, C., Arz, H., Heil, G., and Lohmann, G.: Coupling of millennial-scale
1378 changes in sea surface temperature and precipitation off northeastern Brazil with high-latitude
1379 climate shifts during the last glacial period, *Paleoceanography*, 22,
1380 <https://doi.org/10.1029/2006pa001391>, 2007.
- 1381 Janecek, T. R.: Data report: High-resolution carbonate and bulk grain-size data for sites 803-
1382 806 (0-2 ma), in: Proceedings of the Ocean Drilling Program, 130 Scientific Results, Ocean
1383 Drilling Program, 1993.
- 1384 Jansen, E. and Veum, T.: Evidence for two-step deglaciation and its impact on North Atlantic
1385 deep-water circulation, *Nature*, 343, 612–616, 1990.
- 1386 Jasper, J. P., Hayes, J. M., Mix, A. C., and Prah, F. G.: Photosynthetic fractionation of ^{13}C and
1387 concentrations of dissolved CO_2 in the central equatorial Pacific during the last 255,000 years,
1388 *Paleoceanography*, 9, 781–798, 1994.
- 1389 Jennings, A., Andrews, J., Pearce, C., Wilson, L., and Ólfasdóttir, S.: Detrital carbonate peaks
1390 on the Labrador shelf, a 13–7ka template for freshwater forcing from the Hudson Strait outlet of
1391 the Laurentide Ice Sheet into the subpolar gyre, *Quat. Sci. Rev.*, 107, 62–80, 2015.
- 1392 Jiang, L.-Q., Feely, R. A., Wanninkhof, R., Greeley, D., Barbero, L., Alin, S. R., Carter, B. R.,
1393 Pierrot, D., Featherstone, C., Hooper, J., Melrose, D. C., Monacci, N. M., Sharp, J. D., Shellito,
1394 S. M., Xu, Y.-Y., Kozyr, A., Byrne, R. H., Cai, W.-J., Cross, J. N., Johnson, G. C., Hales, B.,
1395 Langdon, C., Mathis, J. T., Salisbury, J. E., and Townsend, D. W.: Coastal Ocean Data Analysis
1396 Product in North America (CODAP-NA, version 2021) (NCEI accession 0219960),
1397 <https://doi.org/10.25921/531N-C230>, 2020.
- 1398 Jian, Z., Wang, L., Kienast, M., Sarnthein, M., Kuhnt, W., Lin, H., and Wang, P.: Benthic
1399 foraminiferal paleoceanography of the South China Sea over the last 40,000 years, *Mar. Geol.*,
1400 156, 159–186, 1999.
- 1401 Jian, Z., Wang, Y., Dang, H., Lea, D. W., Liu, Z., Jin, H., and Yin, Y.: Half-precessional cycle of
1402 thermocline temperature in the western equatorial Pacific and its bihemispheric dynamics, *Proc.*
1403 *Natl. Acad. Sci. U. S. A.*, 117, 7044–7051, 2020.
- 1404 Jian, Z., Wang, Y., Dang, H., Mohtadi, M., Rosenthal, Y., Lea, D. W., Liu, Z., Jin, H., Ye, L.,

- 1405 Kuhnt, W., and Wang, X.: Warm pool ocean heat content regulates ocean-continent moisture
1406 transport, *Nature*, 612, 92–99, 2022.
- 1407 Jia, Q., Li, T., Xiong, Z., Steinke, S., Jiang, F., Chang, F., and Qin, B.: Hydrological variability in
1408 the western tropical Pacific over the past 700 kyr and its linkage to Northern Hemisphere
1409 climatic change, *Palaeogeogr. Palaeoclimatol. Palaeoecol.*, 493, 44–54, 2018.
- 1410 Jiménez-Amat, P. and Zahn, R.: Offset timing of climate oscillations during the last two glacial-
1411 interglacial transitions connected with large-scale freshwater perturbation, *Paleoceanography*,
1412 30, 768–788, 2015.
- 1413 Johnstone, H. J. H., Kiefer, T., Elderfield, H., and Schulz, M.: Calcite saturation, foraminiferal
1414 test mass, and Mg/Ca-based temperatures corrected using XDX—A 150 ka record
1415 from the western Indian Ocean, *Geochem. Geophys. Geosyst.*, 15, 781–797, 2014.
- 1416 Jonkers, L., Zahn, R., Thomas, A., Henderson, G., Abouchami, W., François, R., Masque, P.,
1417 Hall, I. R., and Bickert, T.: Deep circulation changes in the central South Atlantic during the past
1418 145 kyrs reflected in a combined $^{231}\text{Pa}/^{230}\text{Th}$, Neodymium isotope and benthic $\delta^{13}\text{C}$ record,
1419 *Earth Planet. Sci. Lett.*, 419, 14–21, 2015.
- 1420 Jonkers, L., Cartapanis, O., Langner, M., McKay, N., Mulitza, S., Strack, T., and Kucera, M.:
1421 Integrating palaeoclimate time series with rich metadata for uncertainty modelling: strategy and
1422 documentation of the PalMod 130k marine palaeoclimate data synthesis, *Earth System Science*
1423 *Data*, 12, 1053–1081, 2020.
- 1424 Jonkers, L., Laepple, T., Rillo, M. C., Shi, X., Dolman, A. M., Lohmann, G., Paul, A., Mix, A., and
1425 Kucera, M.: Strong temperature gradients in the ice age North Atlantic Ocean revealed by
1426 plankton biogeography, *Nat. Geosci.*, 1–6, 2023.
- 1427 Jonkers, L., Strack, T., Alonso-Garcia, M., D'haenens, S., Huber, R., Kucera, M., Hernández-
1428 Almeida, I., Jones, C. L. C., Metcalfe, B., Saraswat, R., Silye, L., Verma, S. K., Abd Malek, M.
1429 N., Auer, G., Barbosa, C. F., Barcena, M. A., Baumann, K.-H., Boscolo-Galazzo, F., Calvelo, J.
1430 A. S., Capotondi, L., Caratelli, M., Cardich, J., Carvajal-Chitty, H., Chroustová, M., Coxall, H. K.,
1431 de Mello, R. M., de Vernal, A., Diz, P., Edgar, K. M., Filipsson, H. L., Fraguas, Á., Furlong, H. L.,
1432 Galli, G., García Chaporí, N. L., Granger, R., Groeneveld, J., Imam, A., Jackson, R., Lazarus,
1433 D., Meilland, J., Molčan Matejová, M., Morard, R., Morigi, C., Nielsen, S. N., Ochoa, D.,
1434 Petrizzo, M. R., Rigual-Hernández, A. S., Rillo, M. C., Staitis, M. L., Tanık, G., Tapia, R., Vats,
1435 N., Wade, B. S., and Weinmann, A. E.: Community guidelines to increase the reusability of
1436 marine microfossil assemblage data, *J. Micropalaeontol.*, 44, 145–168, 2025a.
- 1437 Jonkers, L., Hollstein, M., Siccha, M., and Kucera, M.: PALMOD 130k marine palaeoclimate
1438 data synthesis V2_0_0 [dataset], <https://doi.org/10.1594/PANGAEA.984602>, 2025b.
- 1439 Jullien, E., Grousset, F. E., Hemming, S. R., Peck, V. L., Hall, I. R., Jeantet, C., and Billy, I.:
1440 Contrasting conditions preceding MIS3 and MIS2 Heinrich events, *Glob. Planet. Change*, 54,
1441 225–238, 2006.
- 1442 Jung, S. J. A.: Wassermassenaustausch zwischen NE-Atlantik und Nordmeer während der
1443 letzten 300.000/80.000 Jahre im Abbild stabiler O- und C-Isotope,
1444 <https://doi.org/10.2312/REPORTS-SFB313.1996.61>, 1996.
- 1445 Kaiser, A.: Ozeanographie, Produktivität und Meereisverbreitung im Ochotskischen Meer

- 1446 während der letzten ca. 350 ka, Christian-Albrechts-Universität zu Kiel, Kiel, 2002.
- 1447 Kaiser, J. and Lamy, F.: Links between Patagonian Ice Sheet fluctuations and Antarctic dust
1448 variability during the last glacial period (MIS 4-2), *Quat. Sci. Rev.*, 29, 1464–1471, 2010.
- 1449 Kaiser, J., Lamy, F., and Hebbeln, D.: A 70-kyr sea surface temperature record off southern
1450 Chile (Ocean Drilling Program Site 1233), *Paleoceanography*, 20,
1451 <https://doi.org/10.1029/2005pa001146>, 2005.
- 1452 Kallweit, W., Mollenhauer, G., and Zabel, M.: Multi-proxy reconstruction of terrigenous input and
1453 sea-surface temperatures in the eastern Gulf of Guinea over the last ~35ka, *Mar. Geol.*, 319-
1454 322, 35–46, 2012.
- 1455 Kandiano, E. S.: Dynamics of the ocean surface in the polar and subpolar North Atlantic over
1456 the last 500,000 years (Dynamik der Ozeanoberfläche im polaren und subpolaren Nordatlantik
1457 während der letzten 500 000 Jahre), https://doi.org/10.2312/BZPM_0456_2003, 2003.
- 1458 Karpuz, N. K. and Jansen, E.: A high-resolution diatom record of the last deglaciation from the
1459 SE Norwegian Sea: Documentation of rapid climatic changes, *Paleoceanography*, 7, 499–520,
1460 1992.
- 1461 Kawahata, H., Yamamoto, H., Ohkushi, K. 'ichi, Yokoyama, Y., Kimoto, K., Ohshima, H., and
1462 Matsuzaki, H.: Changes of environments and human activity at the Sannai-Maruyama ruins in
1463 Japan during the mid-Holocene Hypsithermal climatic interval, *Quat. Sci. Rev.*, 28, 964–974,
1464 2009.
- 1465 Kawamura, H., Holbourn, A., and Kuhnt, W.: Climate variability and land–ocean interactions in
1466 the Indo Pacific Warm Pool: A 460-ka palynological and organic geochemical record from the
1467 Timor Sea, *Mar. Micropaleontol.*, 59, 1–14, 2006.
- 1468 Keigwin, L. D. and Boyle, E. A.: Surface and deep ocean variability in the northern Sargasso
1469 Sea during marine isotope stage 3, *Paleoceanography*, 14, 164–170, 1999.
- 1470 Keigwin, L. D. and Jones, G. A.: Glacial-Holocene stratigraphy, chronology, and
1471 paleoceanographic observations on some North Atlantic sediment drifts, *Deep Sea Res. A*, 36,
1472 845–867, 1989.
- 1473 Keigwin, L. D. and Jones, G. A.: Western North Atlantic evidence for millennial-scale changes in
1474 ocean circulation and climate, *J. Geophys. Res.*, 99, 12397–12410, 1994.
- 1475 Keigwin, L. D., Curry, W. B., Lehman, S. J., and Johnsen, S.: The role of the deep ocean in
1476 North Atlantic climate change between 70 and 130 kyr ago, *Nature*, 371, 323–326, 1994.
- 1477 Keigwin, L. D., Sachs, J. P., Rosenthal, Y., and Boyle, E. A.: The 8200 year B.P. event in the
1478 slope water system, western subpolar North Atlantic, *Paleoceanography*, 20,
1479 <https://doi.org/10.1029/2004pa001074>, 2005.
- 1480 Kellogg, T. B., Duplessy, J. C., and Shackleton, N. J.: Planktonic foraminiferal and oxygen
1481 isotopic stratigraphy and paleoclimatology of Norwegian Sea deep-sea cores, *Boreas*, 7, 61–73,
1482 1978.
- 1483 Kennett, J. P., Roark, E. B., Cannariato, K. G., Ingram, B. L., and Tada, R.: Latest Quaternary

- 1484 paleoclimatic and radiocarbon chronology, Hole 1017E, southern California margin, in:
1485 Proceedings of the Ocean Drilling Program, Ocean Drilling Program, 2000.
- 1486 Khider, D., Emile-Geay, J., McKay, N. P., Gil, Y., Garijo, D., Ratnakar, V., Alonso-Garcia, M.,
1487 Bertrand, S., Bothe, O., Brewer, P., Bunn, A., Chevalier, M., Comas-Bru, L., Csank, A., Dassié,
1488 E., DeLong, K., Felis, T., Francus, P., Frappier, A., Gray, W., Goring, S., Jonkers, L., Kahle, M.,
1489 Kaufman, D., Kehrwald, N. M., Martrat, B., McGregor, H., Richey, J., Schmittner, A., Scroxton,
1490 N., Sutherland, E., Thirumalai, K., Allen, K., Arnaud, F., Axford, Y., Barrows, T. T., Bazin, L.,
1491 Pilaar Birch, S. E., Bradley, E., Bregy, J., Capron, E., Cartapanis, O., Chiang, H. W., Cobb, K.,
1492 Debret, M., Dommain, R., Du, J., Dyez, K., Emerick, S., Erb, M. P., Falster, G., Finsinger, W.,
1493 Fortier, D., Gauthier, N., George, S., Grimm, E., Hertzberg, J., Hibbert, F., Hillman, A., Hobbs,
1494 W., Huber, M., Hughes, A. L. C., Jaccard, S., Ruan, J., Kienast, M., Konecky, B., Le Roux, G.,
1495 Lyubchich, V., Novello, V. F., Olaka, L., Partin, J. W., Pearce, C., Phipps, S. J., Pignol, C.,
1496 Piotrowska, N., Poli, M. S., Prokopenko, A., Schwanck, F., Stepanek, C., Swann, G. E. A.,
1497 Telford, R., Thomas, E., Thomas, Z., Truebe, S., von Gunten, L., Waite, A., Weitzel, N.,
1498 Wilhelm, B., Williams, J., Williams, J. J., Winstrup, M., Zhao, N., and Zhou, Y.: PaCTS 1.0: A
1499 Crowdsourced Reporting Standard for Paleoclimate Data, *Paleoceanography and*
1500 *Paleoclimatology*, 34, 1570–1596, 2019.
- 1501 Kiefer, T.: Produktivität und Temperaturen im subtropischen Nordatlantik: zyklische und abrupte
1502 Veränderungen im späten Quartär, <https://doi.org/10.2312/REPORTS-GPI.1998.90>, 1998.
- 1503 Kiefer, T., McCave, I. N., and Elderfield, H.: Antarctic control on tropical Indian Ocean sea
1504 surface temperature and hydrography, *Geophys. Res. Lett.*, 33, L24612, 2006.
- 1505 Kienast, M., Steinke, S., Statterger, K., and Calvert, S. E.: Synchronous tropical South China
1506 Sea SST change and Greenland warming during deglaciation, *Science*, 291, 2132–2134, 2001.
- 1507 Kienast, M., Kienast, S. S., Calvert, S. E., Eglinton, T. I., Mollenhauer, G., François, R., and Mix,
1508 A. C.: Eastern Pacific cooling and Atlantic overturning circulation during the last deglaciation,
1509 *Nature*, 443, 846–849, 2006.
- 1510 Kienast, S. S. and McKay, J. L.: Sea surface temperatures in the subarctic northeast Pacific
1511 reflect millennial-scale climate oscillations during the last 16 kyrs, *Geophys. Res. Lett.*, 28,
1512 1563–1566, 2001.
- 1513 Kienast, S. S., Calvert, S. E., and Pedersen, T. F.: Nitrogen isotope and productivity variations
1514 along the northeast Pacific margin over the last 120 kyr: Surface and subsurface
1515 paleoceanography, *Paleoceanography*, 17, 7–1–7–17, 2002.
- 1516 Kienast, S. S., Kienast, M., Mix, A. C., Calvert, S. E., and François, R.: Thorium-230 normalized
1517 particle flux and sediment focusing in the Panama Basin region during the last 30,000 years,
1518 *Paleoceanography*, 22, <https://doi.org/10.1029/2006pa001357>, 2007.
- 1519 Kim, J.-H., Schneider, R. R., Müller, P. J., and Wefer, G.: Interhemispheric comparison of
1520 deglacial sea-surface temperature patterns in Atlantic eastern boundary currents, *Earth Planet.*
1521 *Sci. Lett.*, 194, 383–393, 2002a.
- 1522 Kim, J.-H., Schneider, R. R., Hebbeln, D., Müller, P. J., and Wefer, G.: Last deglacial sea-
1523 surface temperature evolution in the Southeast Pacific compared to climate changes on the
1524 South American continent, *Quat. Sci. Rev.*, 21, 2085–2097, 2002b.

- 1525 Kim, J.-H., Schneider, R. R., Mulitza, S., and Müller, P. J.: Reconstruction of SE trade-wind
1526 intensity based on sea-surface temperature gradients in the Southeast Atlantic over the last 25
1527 kyr, *Geophys. Res. Lett.*, 30, <https://doi.org/10.1029/2003gl017557>, 2003.
- 1528 Kim, J.-H., Rimbu, N., Lorenz, S. J., Lohmann, G., Nam, S.-I., Schouten, S., Rühlemann, C.,
1529 and Schneider, R. R.: North Pacific and North Atlantic sea-surface temperature variability during
1530 the Holocene, *Quat. Sci. Rev.*, 23, 2141–2154, 2004.
- 1531 Kim, J.-H., Romero, O. E., Lohmann, G., Donner, B., Laepple, T., Haam, E., and Sinninghe
1532 Damsté, J. S.: Pronounced subsurface cooling of North Atlantic waters off Northwest Africa
1533 during Dansgaard–Oeschger interstadials, *Earth Planet. Sci. Lett.*, 339–340, 95–102, 2012.
- 1534 Kirst, G. J., Schneider, R. R., Müller, P. J., von Storch, I., and Wefer, G.: Late Quaternary
1535 temperature variability in the Benguela Current System derived from alkenones, *Quat. Res.*, 52,
1536 92–103, 1999.
- 1537 Knaack, J.-J. and Sarnthein, M.: Stable isotopes of foraminifera of ODP Hole 108-658C,
1538 <https://doi.org/10.1594/PANGAEA.227736>, 2005.
- 1539 Knies, J. and Stein, R.: New aspects of organic carbon deposition and its paleoceanographic
1540 implications along the Northern Barents Sea Margin during the last 30,000 years,
1541 *Paleoceanography*, 13, 384–394, 1998.
- 1542 Knies, J. and Vogt, C.: Freshwater pulses in the eastern Arctic Ocean during Saalian and Early
1543 Weichselian ice-sheet collapse, *Quat. Res.*, 60, 243–251, 2003.
- 1544 Knies, J., Nowaczyk, N., Müller, C., Vogt, C., and Stein, R.: A multiproxy approach to
1545 reconstruct the environmental changes along the Eurasian continental margin over the last 150
1546 000 years, *Mar. Geol.*, 163, 317–344, 2000.
- 1547 Koizumi, I. and Yamamoto, H.: Paleoceanographic evolution of North Pacific surface water off
1548 Japan during the past 150,000years, *Mar. Micropaleontol.*, 74, 108–118, 2010.
- 1549 Korte, C. and Hesselbo, S. P.: Shallow marine carbon and oxygen isotope and elemental
1550 records indicate icehouse-greenhouse cycles during the Early Jurassic, *Paleoceanography*, 26,
1551 <https://doi.org/10.1029/2011pa002160>, 2011.
- 1552 Koutavas, A. and Lynch-Stieglitz, J.: Glacial-interglacial dynamics of the eastern equatorial
1553 Pacific cold tongue-Intertropical Convergence Zone system reconstructed from oxygen isotope
1554 records, *Paleoceanography*, 18, <https://doi.org/10.1029/2003pa000894>, 2003.
- 1555 Koutavas, A. and Sachs, J. P.: Northern timing of deglaciation in the eastern equatorial Pacific
1556 from alkenone paleothermometry, *Paleoceanography*, 23,
1557 <https://doi.org/10.1029/2008pa001593>, 2008.
- 1558 van Kreveld, S., Sarnthein, M., Erlenkeuser, H., Grootes, P., Jung, S., Nadeau, M. J.,
1559 Pflaumann, U., and Voelker, A.: Potential links between surging ice sheets, circulation changes,
1560 and the Dansgaard-Oeschger Cycles in the Irminger Sea, 60–18 Kyr, *Paleoceanography*, 15,
1561 425–442, 2000.
- 1562 Kroenke, L. W., Berger, W. H., Janecek, T. R., and et al. (Eds.): Proceedings of the ocean
1563 drilling program, 130 initial reports, Ocean Drilling Program, 1991.

- 1564 Kuhnert, H., Kuhlmann, H., Mohtadi, M., Meggers, H., Baumann, K.-H., and Pätzold, J.:
1565 Holocene tropical western Indian Ocean sea surface temperatures in covariation with climatic
1566 changes in the Indonesian region, *Paleoceanography*, 29, 423–437, 2014.
- 1567 Kuhnt, T., Schmiedl, G., Ehrmann, W., Hamann, Y., and Andersen, N.: Stable isotope
1568 composition of Holocene benthic foraminifers from the Eastern Mediterranean Sea,
1569 <https://doi.org/10.1594/PANGAEA.701637>, 2008.
- 1570 Kunz-Pirung, M.: Rekonstruktion der Oberflächenwassermassen der östlichen Laptevsee im
1571 Holozän anhand von aquatischen Palynomorphen (Aquatic palynomorphs: Reconstruction of
1572 Holocene sea-surface water masses in the eastern Laptev Sea),
1573 https://doi.org/10.2312/BZP_0281_1998, 1998.
- 1574 Kurahashi-Nakamura, T., Paul, A., and Losch, M.: Dynamical reconstruction of the global ocean
1575 state during the Last Glacial Maximum, *Paleoceanography*, 32, 326–350, 2017.
- 1576 Kusch, S., Eglinton, T. I., Mix, A. C., and Mollenhauer, G.: Timescales of lateral sediment
1577 transport in the Panama Basin as revealed by radiocarbon ages of alkenones, total organic
1578 carbon and foraminifera, *Earth Planet. Sci. Lett.*, 290, 340–350, 2010.
- 1579 Ku, T.-L., Bischoff, J. L., and Boersma, A.: Age studies of Mid-Atlantic Ridge sediments near
1580 42°N and 20°N, *Deep Sea Res. Oceanogr. Abstr.*, 19, 233–247, 1972.
- 1581 Labeyrie, L., Vidal, L., Cortijo, E., Paterne, M., Arnold, M., Duplessy, J. C., Vautravers, M.,
1582 Labracherie, M., Duprat, J., Turon, J. L., Grousset, F., and Weering, T. V.: Surface and deep
1583 hydrology of the Northern Atlantic Ocean during the past 150000 years, *Philos. Trans. R. Soc.*
1584 *Lond. B Biol. Sci.*, 348, 255–264, 1995.
- 1585 Labeyrie, L., Labracherie, M., Gorfti, N., Pichon, J. J., Vautravers, M., Arnold, M., Duplessy, J.-
1586 C., Paterne, M., Michel, E., Duprat, J., Caralp, M., and Turon, J.-L.: Hydrographic changes of
1587 the Southern Ocean (southeast Indian Sector) Over the last 230 kyr, *Paleoceanography*, 11,
1588 57–76, 1996.
- 1589 Labeyrie, L. D. and Duplessy, J. C.: Changes in the oceanic ratio during the last 140 000 years:
1590 High-latitude surface water records, *Palaeogeogr. Palaeoclimatol. Palaeoecol.*, 50, 217–240,
1591 1985.
- 1592 Labracherie, M., Labeyrie, L. D., Duprat, J., Bard, E., Arnold, M., Pichon, J.-J., and Duplessy, J.-
1593 C.: The last deglaciation in the southern ocean, *Paleoceanography*, 4, 629–638, 1989.
- 1594 Lamy, F., Hebbeln, D., and Wefer, G.: High-resolution marine record of climatic change in mid-
1595 latitude Chile during the last 28,000 years based on terrigenous sediment parameters, *Quat.*
1596 *Res.*, 51, 83–93, 1999.
- 1597 Lamy, F., Kaiser, J., Ninnemann, U., Hebbeln, D., Arz, H. W., and Stoner, J.: Antarctic timing of
1598 surface water changes off Chile and Patagonian ice sheet response, *Science*, 304, 1959–1962,
1599 2004.
- 1600 Lamy, F., Kaiser, J., Arz, H. W., Hebbeln, D., Ninnemann, U., Timm, O., Timmermann, A., and
1601 Toggweiler, J. R.: Modulation of the bipolar seesaw in the Southeast Pacific during Termination
1602 1, *Earth Planet. Sci. Lett.*, 259, 400–413, 2007.

- 1603 Lamy, F., Gersonde, R., Winckler, G., Esper, O., Jaeschke, A., Kuhn, G., Ullermann, J.,
1604 Martinez-Garcia, A., Lambert, F., and Kilian, R.: Increased dust deposition in the Pacific
1605 Southern Ocean during glacial periods, *Science*, 343, 403–407, 2014.
- 1606 Langner, M. and Mulitza, S.: Technical note: PaleoDataView -- a software toolbox for the
1607 collection, homogenization and visualization of marine proxy data, *Clim. Past*, 15, 2067–2072,
1608 2019.
- 1609 Lauterbach, S., Andersen, N., Wang, Y. V., Blanz, T., Larsen, T., and Schneider, R. R.: An ~130
1610 kyr record of surface water temperature and $\delta^{18}\text{O}$ from the northern Bay of Bengal: Investigating
1611 the linkage between Heinrich events and Weak Monsoon Intervals in Asia, *Paleoceanogr.*
1612 *Paleoclimatology*, 35, <https://doi.org/10.1029/2019pa003646>, 2020.
- 1613 Lauvset, S. K., Key, R. M., Olsen, A., van Heuven, S., Velo, A., Lin, X., Schirnick, C., Kozyr, A.,
1614 Tanhua, T., Hoppema, M., Jutterström, S., Steinfeldt, R., Jeansson, E., Ishii, M., Perez, F. F.,
1615 Suzuki, T., and Watelet, S.: A new global interior ocean mapped climatology: the $1^\circ \times 1^\circ$
1616 GLODAP version 2, *Earth Syst. Sci. Data*, 8, 325–340, 2016.
- 1617 Lawrence, K. T., Liu, Z., and Herbert, T. D.: Evolution of the eastern tropical Pacific through
1618 Plio-Pleistocene glaciation, *Science*, 312, 79–83, 2006.
- 1619 Lawrence, K. T., Herbert, T. D., Brown, C. M., Raymo, M. E., and Haywood, A. M.: High-
1620 amplitude variations in North Atlantic sea surface temperature during the early Pliocene warm
1621 period, *Paleoceanography*, 24, <https://doi.org/10.1029/2008pa001669>, 2009.
- 1622 Lea, D. W., Pak, D. K., and Spero, H. J.: Climate impact of late quaternary equatorial pacific sea
1623 surface temperature variations, *Science*, 289, 1719–1724, 2000.
- 1624 Lea, D. W., Martin, P. A., Pak, D. K., and Spero, H. J.: Reconstructing a 350ky history of sea
1625 level using planktonic Mg/Ca and oxygen isotope records from a Cocos Ridge core, *Quat. Sci.*
1626 *Rev.*, 21, 283–293, 2002.
- 1627 Lea, D. W., Pak, D. K., Belanger, C. L., Spero, H. J., Hall, M. A., and Shackleton, N. J.:
1628 Paleoclimate history of Galápagos surface waters over the last 135,000yr, *Quat. Sci. Rev.*, 25,
1629 1152–1167, 2006.
- 1630 Leduc, G., Vidal, L., Tachikawa, K., Rostek, F., Sonzogni, C., Beaufort, L., and Bard, E.:
1631 Moisture transport across Central America as a positive feedback on abrupt climatic changes,
1632 *Nature*, 445, 908–911, 2007.
- 1633 Leduc, G., Herbert, C. T., Blanz, T., Martinez, P., and Schneider, R.: Contrasting evolution of
1634 sea surface temperature in the Benguela upwelling system under natural and anthropogenic
1635 climate forcings, *Geophys. Res. Lett.*, 37, <https://doi.org/10.1029/2010gl044353>, 2010.
- 1636 Lee, T., Rand, D., Lisiecki, L. E., Gebbie, G., and Lawrence, C.: Bayesian age models and
1637 stacks: combining age inferences from radiocarbon and benthic $\delta^{18}\text{O}$ stratigraphic alignment,
1638 *Clim. Past*, 19, 1993–2012, 2023.
- 1639 Lessa, D. V. O., Santos, T. P., Venancio, I. M., and Albuquerque, A. L. S.: Offshore expansion
1640 of the Brazilian coastal upwelling zones during Marine Isotope Stage 5, *Glob. Planet. Change*,
1641 158, 13–20, 2017.

- 1642 Levi, C., Labeyrie, L., Bassinot, F., Guichard, F., Cortijo, E., Waelbroeck, C., Caillon, N., Duprat,
1643 J., de Garidel-Thoron, T., and Elderfield, H.: Low-latitude hydrological cycle and rapid climate
1644 changes during the last deglaciation, *Geochem. Geophys. Geosyst.*, 8, Q05N12, 2007.
- 1645 Li, D., Zhao, M., Tian, J., and Li, L.: Comparison and implication of TEX86 and U37K'
1646 temperature records over the last 356kyr of ODP Site 1147 from the northern South China Sea,
1647 *Palaeogeogr. Palaeoclimatol. Palaeoecol.*, 376, 213–223, 2013.
- 1648 Li, D., Zhao, M., and Tian, J.: Low-high latitude interaction forcing on the evolution of the 400
1649 kyr cycle in East Asian winter monsoon records during the last 2.8 Myr, *Quat. Sci. Rev.*, 172,
1650 72–82, 2017.
- 1651 Li, G., Rashid, H., Zhong, L., Xu, X., Yan, W., and Chen, Z.: Changes in Deep Water
1652 oxygenation of the South China sea since the last glacial period, *Geophys. Res. Lett.*, 45, 9058–
1653 9066, 2018.
- 1654 Li, L., Li, Q., Tian, J., Wang, P., Wang, H., and Liu, Z.: A 4-Ma record of thermal evolution in the
1655 tropical western Pacific and its implications on climate change, *Earth Planet. Sci. Lett.*, 309, 10–
1656 20, 2011.
- 1657 Linsley, B. K., Rosenthal, Y., and Oppo, D. W.: Holocene evolution of the Indonesian
1658 throughflow and the western Pacific warm pool, *Nat. Geosci.*, 3, 578–583, 2010.
- 1659 Lin, Y.-S., Wei, K.-Y., Lin, I.-T., Yu, P.-S., Chiang, H.-W., Chen, C.-Y., Shen, C.-C., Mii, H.-S.,
1660 and Chen, Y.-G.: The Holocene Pulleniatina Minimum Event revisited: Geochemical and faunal
1661 evidence from the Okinawa Trough and upper reaches of the Kuroshio current, *Mar.*
1662 *Micropaleontol.*, 59, 153–170, 2006.
- 1663 Lisiecki, L. E. and Stern, J. V.: Regional and global benthic $\delta^{18}\text{O}$ stacks for the last glacial
1664 cycle, *Paleoceanography*, 31, 1368–1394, 2016.
- 1665 Little, M. G., Schneider, R. R., Kroon, D., Price, B., Bickert, T., and Wefer, G.: Rapid
1666 palaeoceanographic changes in the Benguela Upwelling System for the last 160,000 years as
1667 indicated by abundances of planktonic foraminifera, *Palaeogeogr. Palaeoclimatol. Palaeoecol.*,
1668 130, 135–161, 1997.
- 1669 Liu, J., Steinke, S., Vogt, C., Mohtadi, M., De Pol-Holz, R., and Hebbeln, D.: Temporal and
1670 spatial patterns of sediment deposition in the northern South China Sea over the last 50,000
1671 years, *Palaeogeogr. Palaeoclimatol. Palaeoecol.*, 465, 212–224, 2017.
- 1672 Liu, Y., Lo, L., Shi, Z., Wei, K.-Y., Chou, C.-J., Chen, Y.-C., Chuang, C.-K., Wu, C.-C., Mii, H.-
1673 S., Peng, Z., Amakawa, H., Burr, G. S., Lee, S.-Y., DeLong, K. L., Elderfield, H., and Shen, C.-
1674 C.: Obliquity pacing of the western Pacific Intertropical Convergence Zone over the past
1675 282,000 years, *Nat. Commun.*, 6, 10018, 2015.
- 1676 Liu, Z., Otto-Bliesner, B. L., He, F., Brady, E. C., Tomas, R., Clark, P. U., Carlson, A. E., Lynch-
1677 Stieglitz, J., Curry, W., Brook, E., Erickson, D., Jacob, R., Kutzbach, J., and Cheng, J.:
1678 Transient Simulation of Last Deglaciation with a New Mechanism for Bolling-Allerod Warming,
1679 *Science*, 325, 310–314, 2009.
- 1680 LoDico, J. M., Flower, B. P., and Quinn, T. M.: Subcentennial-scale climatic and hydrologic
1681 variability in the Gulf of Mexico during the early Holocene, *Paleoceanography*, 21,

- 1682 <https://doi.org/10.1029/2005pa001243>, 2006.
- 1683 Lo Giudice Cappelli, E., Holbourn, A., Kuhnt, W., and Regenberg, M.: Changes in Timor Strait
1684 hydrology and thermocline structure during the past 130 ka, *Palaeogeogr. Palaeoclimatol.*
1685 *Palaeoecol.*, 462, 112–124, 2016.
- 1686 Lo, L., Shen, C.-C., Wei, K.-Y., Burr, G. S., Mii, H.-S., Chen, M.-T., Lee, S.-Y., and Tsai, M.-C.:
1687 Millennial meridional dynamics of the Indo-Pacific Warm Pool during the last termination, *Clim.*
1688 *Past*, 10, 2253–2261, 2014.
- 1689 Lo, L., Chang, S.-P., Wei, K.-Y., Lee, S.-Y., Ou, T.-H., Chen, Y.-C., Chuang, C.-K., Mii, H.-S.,
1690 Burr, G. S., Chen, M.-T., Tung, Y.-H., Tsai, M.-C., Hodell, D. A., and Shen, C.-C.: Nonlinear
1691 climatic sensitivity to greenhouse gases over past 4 glacial/interglacial cycles, *Sci. Rep.*, 7,
1692 4626, 2017.
- 1693 Lo, L., Shen, C.-C., Zeeden, C., Tsai, Y.-H., Yin, Q., Yang, C.-C., Chang, T.-L., Su, Y.-C., Mii,
1694 H.-S., Chuang, C.-K., and Chen, Y.-C.: Orbital control on the thermocline structure during the
1695 past 568 kyr in the Solomon Sea, southwest equatorial Pacific, *Quat. Sci. Rev.*, 295, 107756,
1696 2022.
- 1697 Lopes dos Santos, R. A., Wilkins, D., De Deckker, P., and Schouten, S.: Late Quaternary
1698 productivity changes from offshore Southeastern Australia: A biomarker approach,
1699 *Palaeogeogr. Palaeoclimatol. Palaeoecol.*, 363-364, 48–56, 2012.
- 1700 Lopes dos Santos, R. A., De Deckker, P., Hopmans, E. C., Magee, J. W., Mets, A., Sinninghe
1701 Damsté, J. S., and Schouten, S.: Abrupt vegetation change after the Late Quaternary
1702 megafaunal extinction in southeastern Australia, *Nat. Geosci.*, 6, 627–631, 2013a.
- 1703 Lopes dos Santos, R. A., Spooner, M. I., Barrows, T. T., De Deckker, P., Sinninghe Damsté, J.
1704 S., and Schouten, S.: Comparison of organic (UK'37, TEXH86, LDI) and faunal proxies
1705 (foraminiferal assemblages) for reconstruction of late Quaternary sea surface temperature
1706 variability from offshore southeastern Australia, *Paleoceanography*, 28, 377–387, 2013b.
- 1707 Löwemark, L.: Biogenic traces as palaeoceanographic indicators in Late Quaternary sediments
1708 from the SW Iberian margin, <https://doi.org/10.2312/REPORTS-IFG.2001.14>, 2001.
- 1709 Lowry, R. K. and Machin, P.: Compilation of the results of EU-project BOFS,
1710 <https://doi.org/10.1594/PANGAEA.859221>, 2016.
- 1711 Lund, D. C. and Mix, A. C.: Millennial-scale deep water oscillations: Reflections of the North
1712 Atlantic in the deep Pacific from 10 to 60 ka, *Paleoceanography*, 13, 10–19, 1998.
- 1713 Lyle, M., Zahn, R., Prahl, F., Dymond, J., Collier, R., Pisias, N., and Suess, E.: Paleoproductivity
1714 and carbon burial across the California Current: The multitracers transect, 42°N,
1715 *Paleoceanography*, 7, 251–272, 1992.
- 1716 Lyle, M., Mix, A., Ravelo, A. C., Andreasen, D., Heusser, L., and Olivarez, A.: Millennial-scale
1717 CaCO₃ and Corg events along the northern and central California margins: stratigraphy and
1718 origins, in: *Proceedings of the Ocean Drilling Program, Ocean Drilling Program*, 2000.
- 1719 Lyle, M., Mix, A., and Pisias, N.: Patterns of CaCO₃ deposition in the eastern tropical Pacific
1720 Ocean for the last 150 kyr: Evidence for a southeast Pacific depositional spike during marine

- 1721 isotope stage (MIS) 2, *Paleoceanography*, 17, 3–1–3–13, 2002.
- 1722 Lynch-Stieglitz, J., Curry, W. B., and Lund, D. C.: Florida Straits density structure and transport
1723 over the last 8000 years, *Paleoceanography*, 24, PA3209, 2009.
- 1724 Mackensen, A.: Late Pleistocene deep-water circulation in the subantarctic eastern Atlantic,
1725 *Glob. Planet. Change*, 30, 197–229, 2001.
- 1726 Mackensen, A., Grobe, H., Hubberten, H.-W., Spiess, V., and Fütterer, D. K.: Stable isotope
1727 stratigraphy from the Antarctic continental margin during the last one million years, *Mar. Geol.*,
1728 87, 315–321, 1989.
- 1729 Mackensen, A., Grobe, H., Hubberten, H.-W., and Kuhn, G.: Table 2. Sediment core PS2082:
1730 benthic and planktic foraminiferal $\delta^{18}\text{O}$ and $\delta^{13}\text{C}$, benthic census and primary productivity,
1731 <https://doi.org/10.1594/PANGAEA.50113>, 1994.
- 1732 Manighetti, B., McCave, I. N., Maslin, M., and Shackleton, N. J.: Chronology for climate change:
1733 Developing age models for the biogeochemical ocean flux study cores, *Paleoceanography*, 10,
1734 513–525, 1995.
- 1735 Marchal, O., Cacho, I., Stocker, T. F., Grimalt, J. O., Calvo, E., Martrat, B., Shackleton, N.,
1736 Vautravers, M., Cortijo, E., van Kreveld, S., Andersson, C., Koç, N., Chapman, M., Saffi, L.,
1737 Duplessy, J.-C., Sarnthein, M., Turon, J.-L., Duprat, J., and Jansen, E.: Apparent long-term
1738 cooling of the sea surface in the northeast Atlantic and Mediterranean during the Holocene,
1739 *Quat. Sci. Rev.*, 21, 455–483, 2002.
- 1740 Marr, J. P., Carter, L., Bostock, H. C., Bolton, A., and Smith, E.: Southwest Pacific Ocean
1741 response to a warming world: Using Mg/Ca, Zn/Ca, and Mn/Ca in foraminifera to track surface
1742 ocean water masses during the last deglaciation, *Paleoceanography*, 28, 347–362, 2013.
- 1743 Martínez, I., Keigwin, L., Barrows, T. T., Yokoyama, Y., and Southon, J.: La Niña-like conditions
1744 in the eastern equatorial Pacific and a stronger Choco jet in the northern Andes during the last
1745 glaciation, *Paleoceanography*, 18, <https://doi.org/10.1029/2002pa000877>, 2003.
- 1746 Martínez-Méndez, G., Zahn, R., Hall, I. R., Peeters, F. J. C., Pena, L. D., Cacho, I., and Negre,
1747 C.: Contrasting multiproxy reconstructions of surface ocean hydrography in the Agulhas
1748 Corridor and implications for the Agulhas Leakage during the last 345,000 years,
1749 *Paleoceanography*, 25, PA4227, 2010.
- 1750 Martinson, D. G., Pisias, N. G., Hays, J. D., Imbrie, J., Moore, T. C., Jr, and Shackleton, N. J.:
1751 Age dating and the orbital theory of the ice ages: Development of a high-resolution 0 to
1752 300,000-year chronostratigraphy, *Quat. Res.*, 27, 1–29, 1987.
- 1753 Martrat, B., Grimalt, J. O., Villanueva, J., van Kreveld, S., and Sarnthein, M.: Climatic
1754 dependence of the organic matter contributions in the north eastern Norwegian Sea over the
1755 last 15,000 years, *Org. Geochem.*, 34, 1057–1070, 2003.
- 1756 Martrat, B., Jimenez-Amat, P., Zahn, R., and Grimalt, J. O.: Similarities and dissimilarities
1757 between the last two deglaciations and interglaciations in the North Atlantic region, *Quat. Sci.*
1758 *Rev.*, 99, 122–134, 2014.
- 1759 Mashiotta, T. A., Lea, D. W., and Spero, H. J.: Glacial–interglacial changes in Subantarctic sea

- 1760 surface temperature and $\delta^{18}\text{O}$ -water using foraminiferal Mg, *Earth Planet. Sci. Lett.*, 170, 417–
1761 432, 1999.
- 1762 Maslin, M. A., Shackleton, N. J., and Pflaumann, U.: Surface water temperature, salinity, and
1763 density changes in the northeast Atlantic during the last 45,000 years: Heinrich events, deep
1764 water formation, and climatic rebounds, *Paleoceanography*, 10, 527–544, 1995.
- 1765 Max, L., Riethdorf, J.-R., Tiedemann, R., Smirnova, M., Lembke-Jene, L., Fahl, K., Nürnberg,
1766 D., Matul, A., and Mollenhauer, G.: Sea surface temperature variability and sea-ice extent in the
1767 subarctic northwest Pacific during the past 15,000 years, *Paleoceanography*, 27,
1768 <https://doi.org/10.1029/2012pa002292>, 2012.
- 1769 Max, L., Lembke-Jene, L., Riethdorf, J.-R., Tiedemann, R., Nürnberg, D., Kühn, H., and
1770 Mackensen, A.: Pulses of enhanced North Pacific Intermediate Water ventilation from the
1771 Okhotsk Sea and Bering Sea during the last deglaciation, *Clim. Past*, 10, 591–605, 2014a.
- 1772 Max, L., Belz, L., Tiedemann, R., Fahl, K., Nürnberg, D., and Riethdorf, J.-R.: Rapid shifts in
1773 subarctic Pacific climate between 138 and 70 ka, *Geology*, 42, 899–902, 2014b.
- 1774 McCave, I. N., Kiefer, T., Thornalley, D. J. R., and Elderfield, H.: Deep flow in the Madagascar-
1775 Mascarene Basin over the last 150,000 years, *Philos. Trans. A Math. Phys. Eng. Sci.*, 363, 81–
1776 99, 2005.
- 1777 McCave, I. N., Carter, L., and Hall, I. R.: Glacial–interglacial changes in water mass structure
1778 and flow in the SW Pacific Ocean, *Quat. Sci. Rev.*, 27, 1886–1908, 2008.
- 1779 McKay, C. L., Filipsson, H. L., Romero, O. E., Stuetz, J.-B. W., and Donner, B.: Pelagic–benthic
1780 coupling within an upwelling system of the subtropical northeast Atlantic over the last 35 ka BP,
1781 *Quat. Sci. Rev.*, 106, 299–315, 2014.
- 1782 McManus, J. F., Oppo, D. W., and Cullen, J. L.: A 0.5-million-year record of millennial-scale
1783 climate variability in the north atlantic, *Science*, 283, 971–975, 1999.
- 1784 Medina-Elizalde, M. and Lea, D. W.: The mid-Pleistocene transition in the tropical Pacific,
1785 *Science*, 310, 1009–1012, 2005.
- 1786 Meinecke, G.: Spätquartäre Oberflächenwassertemperaturen im östlichen äquatorialen Atlantik,
1787 Universität Bremen, 1992.
- 1788 Mienert, J.: Akustostratigraphie im äquatorialen Ostatlantik : zur Entwicklung der
1789 Tiefenwasserzirkulation der letzten 3.5 Millionen Jahre, Christian-Albrechts-Universität zu Kiel,
1790 1985.
- 1791 Mikolajewicz, U., Kapsch, M.-L., Schannwell, C., Six, K. D., Ziemann, F. A., Bagge, M.,
1792 Baudouin, J.-P., Erokhina, O., Gayler, V., Klemann, V., Meccia, V. L., Mouchet, A., and Riddick,
1793 T.: Deglaciation and abrupt events in a coupled comprehensive atmosphere–ocean–ice-sheet–
1794 solid-earth model, *Clim. Past*, 21, 719–751, 2025.
- 1795 Millo, C., Sarnthein, M., Voelker, A., and Erlenkeuser, H.: Variability of the Denmark strait
1796 overflow during the last glacial maximum, *Boreas*, 35, 50–60, 2008.
- 1797 Mirzaloo, M., Nürnberg, D., Kienast, M., and van der Lubbe, H. J. L.: Synchronous changes in
1798 sediment transport and provenance at the Iceland-Faroe Ridge linked to millennial climate

- 1799 variability from 55 to 6 ka BP, *Geochem. Geophys. Geosyst.*, 20, 4184–4201, 2019.
- 1800 Mix, A. C.: Stable isotope ratios of *G. sacculifer* from sediment core V25-59,
1801 <https://doi.org/10.1594/PANGAEA.112948>, 2003.
- 1802 Mix, A. C.: Stable oxygen isotope ratios of *U. peregrina* from sediment core V25-59,
1803 <https://doi.org/10.1594/PANGAEA.355355>, 2006.
- 1804 Mix, A. C., Pisias, N. G., Zahn, R., Rugh, W., Lopez, C., and Nelson, K.: Carbon 13 in Pacific
1805 deep and intermediate waters, 0-370 ka: Implications for ocean circulation and Pleistocene CO₂,
1806 *Paleoceanography*, 6, 205–226, 1991.
- 1807 Mix, A. C., Le, J., and Shackleton, N. J.: Benthic Foraminiferal Stable Isotope Stratigraphy of
1808 Site 846: 0-1.8 Ma, in: *Proceedings of the Ocean Drilling Program, 138 Scientific Results*,
1809 *Ocean Drilling Program*, 1995a.
- 1810 Mix, A. C., Pisias, N. G., Rugh, W., Wilson, J., Morey, A., and Hagelberg, T. K.: Benthic
1811 Foraminifer Stable Isotope Record from Site 849 (0-5 Ma): Local and Global Climate Changes,
1812 in: *Proceedings of the Ocean Drilling Program, 138 Scientific Results*, *Ocean Drilling Program*,
1813 1995b.
- 1814 Mix, A. C., Lund, D. C., Pisias, N. G., Bodén, P., Bornmalm, L., Lyle, M., and Pike, J.: Rapid
1815 climate oscillations in the Northeast Pacific during the last deglaciation reflect Northern and
1816 Southern Hemisphere sources, in: *Mechanisms of Global Climate Change at Millennial Time*
1817 *Scales*, American Geophysical Union, Washington, D. C., 127–148, 1999.
- 1818 Mohtadi, M. and Hebbeln, D.: Mechanisms and variations of the paleoproductivity off northern
1819 Chile (24°S–33°S) during the last 40,000 years, *Paleoceanography*, 19,
1820 <https://doi.org/10.1029/2004pa001003>, 2004.
- 1821 Mohtadi, M., Romero, O. E., Kaiser, J., and Hebbeln, D.: Cooling of the southern high latitudes
1822 during the Medieval Period and its effect on ENSO, *Quat. Sci. Rev.*, 26, 1055–1066, 2007.
- 1823 Mohtadi, M., Rossel, P., Lange, C. B., Pantoja, S., Böning, P., Repeta, D. J., Grunwald, M.,
1824 Lamy, F., Hebbeln, D., and Brumsack, H.-J.: Deglacial pattern of circulation and marine
1825 productivity in the upwelling region off central-south Chile, *Earth Planet. Sci. Lett.*, 272, 221–
1826 230, 2008.
- 1827 Mohtadi, M., Steinke, S., Lückge, A., Groeneveld, J., and Hathorne, E. C.: Glacial to Holocene
1828 surface hydrography of the tropical eastern Indian Ocean, *Earth Planet. Sci. Lett.*, 292, 89–97,
1829 2010a.
- 1830 Mohtadi, M., Lückge, A., Steinke, S., Groeneveld, J., Hebbeln, D., and Westphal, N.: Late
1831 Pleistocene surface and thermocline conditions of the eastern tropical Indian Ocean, *Quat. Sci.*
1832 *Rev.*, 29, 887–896, 2010b.
- 1833 Mohtadi, M., Prange, M., Oppo, D. W., De Pol-Holz, R., Merkel, U., Zhang, X., Steinke, S., and
1834 Lückge, A.: North Atlantic forcing of tropical Indian Ocean climate, *Nature*, 509, 76–80, 2014.
- 1835 Mollier-Vogel, E., Leduc, G., Bösch, T., Martinez, P., and Schneider, R. R.: Rainfall response
1836 to orbital and millennial forcing in northern Peru over the last 18 ka, *Quat. Sci. Rev.*, 76, 29–38,
1837 2013.

- 1838 Molyneux, E. G., Hall, I. R., Zahn, R., and Diz, P.: Deep water variability on the southern
1839 Agulhas Plateau: Interhemispheric links over the past 170 ka, *Paleoceanography*, 22,
1840 <https://doi.org/10.1029/2006pa001407>, 2007.
- 1841 Moreno, E., Thouveny, N., Delanghe, D., McCave, I. N., and Shackleton, N. J.: Climatic and
1842 oceanographic changes in the Northeast Atlantic reflected by magnetic properties of sediments
1843 deposited on the Portuguese Margin during the last 340 ka, *Earth Planet. Sci. Lett.*, 202, 465–
1844 480, 2002.
- 1845 Morley, A., de la Vega, E., Raitzsch, M., Bijma, J., Ninnemann, U., Foster, G. L., Chalk, T. B.,
1846 Meilland, J., Cave, R. R., Büscher, J. V., and Kucera, M.: A solution for constraining past marine
1847 Polar Amplification, *Nat. Commun.*, 15, 9002, 2024.
- 1848 Moros, M. and De Deckker, P.: Planktic foraminifera stable carbon and oxygen isotopes from
1849 sediment cores MD03-2611G and MUC-3, <https://doi.org/10.1594/PANGAEA.923026>, 2020.
- 1850 Moros, M., De Deckker, P., Jansen, E., Perner, K., and Telford, R. J.: Holocene climate
1851 variability in the Southern Ocean recorded in a deep-sea sediment core off South Australia,
1852 *Quat. Sci. Rev.*, 28, 1932–1940, 2009.
- 1853 Moros, M., De Deckker, P., Perner, K., Ninnemann, U. S., Wacker, L., Telford, R., Jansen, E.,
1854 Blanz, T., and Schneider, R.: Hydrographic shifts south of Australia over the last deglaciation
1855 and possible interhemispheric linkages, *Quat. Res.*, 102, 130–141, 2021.
- 1856 Morrill, C., Thrasher, B., Lockshin, S. N., Gille, E. P., McNeill, S., Shepherd, E., Gross, W. S.,
1857 and Bauer, B. A.: The Paleoenvironmental Standard Terms (PaST) Thesaurus: Standardizing
1858 heterogeneous variables in paleoscience, *Paleoceanogr. paleoclimatology*, 36,
1859 e2020PA004193, 2021.
- 1860 Mortyn, P. G., Thunell, R. C., Anderson, D. M., Stott, L. D., and Le, J.: Sea surface temperature
1861 changes in the southern California borderlands during the last glacial-Interglacial cycle,
1862 *Paleoceanography*, 11, 415–429, 1996.
- 1863 Mulitza, S., Prange, M., Stuu, J.-B., Zabel, M., von Dobeneck, T., Itambi, A. C., Nizou, J.,
1864 Schulz, M., and Wefer, G.: Sahel megadroughts triggered by glacial slowdowns of Atlantic
1865 meridional overturning, *Paleoceanography*, 23, <https://doi.org/10.1029/2008pa001637>, 2008.
- 1866 Mulitza, S., Chiessi, C. M., Schefuß, E., Lippold, J., Wichmann, D., Antz, B., Mackensen, A.,
1867 Paul, A., Prange, M., Rehfeld, K., Werner, M., Bickert, T., Frank, N., Kuhnert, H., Lynch-
1868 Stieglitz, J., Portilho-Ramos, R. C., Sawakuchi, A. O., Schulz, M., Schwenk, T., Tiedemann, R.,
1869 Vahlenkamp, M., and Zhang, Y.: Synchronous and proportional deglacial changes in Atlantic
1870 meridional overturning and northeast Brazilian precipitation, *Paleoceanography*, 32, 622–633,
1871 2017.
- 1872 Müller, J. and Stein, R.: High-resolution record of late glacial and deglacial sea ice changes in
1873 Fram Strait corroborates ice–ocean interactions during abrupt climate shifts, *Earth Planet. Sci.*
1874 *Lett.*, 403, 446–455, 2014.
- 1875 Müller, J., Werner, K., Stein, R., Fahl, K., Moros, M., and Jansen, E.: Holocene cooling
1876 culminates in sea ice oscillations in Fram Strait, *Quat. Sci. Rev.*, 47, 1–14, 2012.
- 1877 Müller, P. J.: Carbon and nitrogen data of sediment core GeoB1710-3,

- 1878 <https://doi.org/10.1594/PANGAEA.57980>, 2001.
- 1879 Müller, P. J.: Carbon and nitrogen data of sediment core GeoB1711-4,
1880 <https://doi.org/10.1594/PANGAEA.143593>, 2004a.
- 1881 Müller, P. J.: Carbon and nitrogen data of sediment core GeoB6518-1,
1882 <https://doi.org/10.1594/PANGAEA.135708>, 2004b.
- 1883 Müller, P. J., Schneider, R., and Ruhland, G.: Late Quaternary PCO₂ variations in the Angola
1884 current: Evidence from organic carbon $\delta^{13}\text{C}$ and alkenone temperatures, in: Carbon Cycling in
1885 the Glacial Ocean: Constraints on the Ocean's Role in Global Change, Springer Berlin
1886 Heidelberg, Berlin, Heidelberg, 343–366, 1994.
- 1887 Müller, P. J., Kirst, G., Ruhland, G., von Storch, I., and Rosell-Melé, A.: Calibration of the
1888 alkenone paleotemperature index U37K' based on core-tops from the eastern South Atlantic
1889 and the global ocean (60°N-60°S), *Geochim. Cosmochim. Acta*, 62, 1757–1772, 1998.
- 1890 Murray, R. W., Knowlton, C., Leinen, M., Mix, A. C., and Polsky, C. H.: Export production and
1891 carbonate dissolution in the central equatorial Pacific Ocean over the past 1 Myr,
1892 *Paleoceanography*, 15, 570–592, 2000.
- 1893 Naidu, P. D. and Govil, P.: New evidence on the sequence of deglacial warming in the tropical
1894 Indian Ocean, *J. Quat. Sci.*, 25, 1138–1143, 2010.
- 1895 Naidu, P. D. and Malmgren, B. A.: A 2,200 years periodicity in the Asian Monsoon System,
1896 *Geophys. Res. Lett.*, 22, 2361–2364, 1995.
- 1897 Naidu, P. D. and Niitsuma, N.: Carbon and oxygen isotope time series records of planktonic and
1898 benthic foraminifera from the Arabian Sea: implications on upwelling processes, *Palaeogeogr.*
1899 *Palaeoclimatol. Palaeoecol.*, 202, 85–95, 2003.
- 1900 Nam, S.-I.: Late Quaternary glacial history and paleoceanographic reconstructions along the
1901 East Greenland continental margin: Evidence from high-resolution records of stable isotopes
1902 and ice-rafted debris (Spätquartäre Vereisungsgeschichte und paläozeanographische
1903 Rekonstruktionen am ostgrönlandischen Kontinentalrand),
1904 https://doi.org/10.2312/BZP_0241_1997, 1997.
- 1905 Naughton, F., Sanchez Goñi, M. F., Desprat, S., Turon, J.-L., Duprat, J., Malaizé, B., Joli, C.,
1906 Cortijo, E., Drago, T., and Freitas, M. C.: Present-day and past (last 25000 years) marine pollen
1907 signal off western Iberia, *Mar. Micropaleontol.*, 62, 91–114, 2007.
- 1908 Naughton, F., Sánchez Goñi, M. F., Kageyama, M., Bard, E., Duprat, J., Cortijo, E., Desprat, S.,
1909 Malaizé, B., Joly, C., Rostek, F., and Turon, J.-L.: Wet to dry climatic trend in north-western
1910 Iberia within Heinrich events, *Earth Planet. Sci. Lett.*, 284, 329–342, 2009.
- 1911 Nelson, C. S., Cooke, P. J., Hendy, C. H., and Cuthbertson, A. M.: Oceanographic and climatic
1912 changes over the past 160,000 years at Deep Sea Drilling Project Site 594 off southeastern
1913 New Zealand, southwest Pacific Ocean, *Paleoceanography*, 8, 435–458, 1993.
- 1914 Newton, A., Thunell, R., and Stott, L.: Climate and hydrographic variability in the Indo-Pacific
1915 Warm Pool during the last millennium, *Geophys. Res. Lett.*, 33,
1916 <https://doi.org/10.1029/2006gl027234>, 2006.

- 1917 NGRIP Members: High-resolution record of Northern Hemisphere climate extending into the last
1918 interglacial period, *Nature*, 431, 147–151, 2004.
- 1919 Niebler, H.-S.: Distribution of planktic foraminifera, factor analysis, SST of sediment core
1920 PS2495-3, <https://doi.org/10.1594/PANGAEA.55886>, 2004a.
- 1921 Niebler, H.-S.: Distribution of planktic foraminifera, factor analysis, SST of sediment core
1922 PS2498-1, <https://doi.org/10.1594/PANGAEA.55887>, 2004b.
- 1923 Niebler, H.-S.: Isotopes (*G. bulloides*) of sediment core PS2495-3,
1924 <https://doi.org/10.1594/PANGAEA.55893>, 2004c.
- 1925 Niebler, H.-S.: Isotopes (*G. inflata*) of sediment core PS2495-3,
1926 <https://doi.org/10.1594/PANGAEA.55891>, 2004d.
- 1927 Niebler, H.-S.: Isotopes (*N. pachyderma*, dextral) of sediment core PS2495-3,
1928 <https://doi.org/10.1594/PANGAEA.55890>, 2004e.
- 1929 Niebler, H.-S.: Stable isotopes measured on *Globigerina bulloides* of sediment core PS2498-1,
1930 <https://doi.org/10.1594/PANGAEA.55892>, 2004f.
- 1931 Niebler, H.-S.: Stable isotopes measured on *Globorotalia inflata* of sediment core PS2498-1,
1932 <https://doi.org/10.1594/PANGAEA.55889>, 2004g.
- 1933 Niebler, H.-S.: Stable isotopes measured on *Neogloboquadrina pachyderma sinistral* of
1934 sediment core PS2498-1, <https://doi.org/10.1594/PANGAEA.55888>, 2004h.
- 1935 Niedermeyer, E. M., Prange, M., Mulitza, S., Mollenhauer, G., Schefuß, E., and Schulz, M.:
1936 Extratropical forcing of Sahel aridity during Heinrich stadials, *Geophys. Res. Lett.*, 36,
1937 <https://doi.org/10.1029/2009gl039687>, 2009.
- 1938 Nilsson-Kerr, K., Anand, P., Holden, P. B., Clemens, S. C., and Leng, M. J.: Dipole patterns in
1939 tropical precipitation were pervasive across landmasses throughout Marine Isotope Stage 5,
1940 *Commun. Earth Environ.*, 2, <https://doi.org/10.1038/s43247-021-00133-7>, 2021.
- 1941 Nilsson-Kerr, K., Anand, P., Sexton, P. F., Leng, M. J., and Naidu, P. D.: Indian Summer
1942 Monsoon variability 140–70 thousand years ago based on multi-proxy records from the Bay of
1943 Bengal, *Quat. Sci. Rev.*, 279, 107403, 2022.
- 1944 Nowaczyk, N. R., Antonow, M., Knies, J., and Spielhagen, R. F.: Further rock magnetic and
1945 chronostratigraphic results on reversal excursions during the last 50 ka as derived from northern
1946 high latitudes and discrepancies in precise AMS14C dating, *Geophys. J. Int.*, 155, 1065–1080,
1947 2003.
- 1948 Nürnberg, D. and Tiedemann, R.: Environmental change in the Sea of Okhotsk during the last
1949 1.1 million years, *Paleoceanography*, 19, <https://doi.org/10.1029/2004pa001023>, 2004.
- 1950 Nürnberg, D., Müller, A., and Schneider, R. R.: Paleo-sea surface temperature calculations in
1951 the equatorial east Atlantic from Mg/Ca ratios in planktic foraminifera: A comparison to sea
1952 surface temperature estimates from U_{37}^K , oxygen isotopes, and foraminiferal transfer function,
1953 *Paleoceanography*, 15, 124–134, 2000.
- 1954 Nürnberg, D., Schönfeld, J., Dullo, W.-C., and Rühlemann, C. (Eds.): RV SONNE cruise report

- 1955 SO164 RASTA: Rapid climate changes in the western tropical Atlantic - Assessment of the
1956 biogenous and sedimentary record, Balboa - Balboa, May 22 - June 28, 2002, GEOMAR
1957 Forschungszentrum für Marine Geowissenschaften, Kiel und Fachbereich Biologie, Universität
1958 Rostock, Kiel, 2003.
- 1959 Nürnberg, D., Ziegler, M., Karas, C., Tiedemann, R., and Schmidt, M. W.: Interacting Loop
1960 Current variability and Mississippi River discharge over the past 400 kyr, *Earth Planet. Sci. Lett.*,
1961 272, 278–289, 2008.
- 1962 Nürnberg, D., Bösch, T., Doering, K., Mollier-Vogel, E., Raddatz, J., and Schneider, R.: Sea
1963 surface and subsurface circulation dynamics off equatorial Peru during the last ~17 kyr,
1964 *Paleoceanography*, 30, 984–999, 2015.
- 1965 Oba, T. and Murayama, M.: Sea-surface temperature and salinity changes in the northwest
1966 Pacific since the Last Glacial Maximum, *J. Quat. Sci.*, 19, 335–346, 2004.
- 1967 Oba, T., Irino, T., Yamamoto, M., Murayama, M., Takamura, A., and Aoki, K.:
1968 Paleoceanographic change off central Japan since the last 144,000 years based on high-
1969 resolution oxygen and carbon isotope records, *Glob. Planet. Change*, 53, 5–20, 2006.
- 1970 Ólafsdóttir, S., Jennings, A. E., Geirsdóttir, Á., Andrews, J., and Miller, G. H.: Holocene
1971 variability of the North Atlantic Irminger current on the south- and northwest shelf of Iceland,
1972 *Mar. Micropaleontol.*, 77, 101–118, 2010.
- 1973 Olsen, A., Key, R. M., van Heuven, S., Lauvset, S. K., Velo, A., Lin, X., Schirnick, C., Kozyr, A.,
1974 Tanhua, T., Hoppema, M., Jutterström, S., Steinfeldt, R., Jeansson, E., Ishii, M., Pérez, F. F.,
1975 and Suzuki, T.: The Global Ocean Data Analysis Project version 2 (GLODAPv2) – an internally
1976 consistent data product for the world ocean, *Earth Syst. Sci. Data*, 8, 297–323, 2016.
- 1977 Oppo, D. W. and Fairbanks, R. G.: Variability in the deep and intermediate water circulation of
1978 the Atlantic Ocean during the past 25,000 years: Northern Hemisphere modulation of the
1979 Southern Ocean, *Earth Planet. Sci. Lett.*, 86, 1–15, 1987.
- 1980 Oppo, D. W. and Fairbanks, R. G.: Atlantic Ocean thermohaline circulation of the last 150,000
1981 years: Relationship to climate and atmospheric CO₂, *Paleoceanography*, 5, 277–288, 1990.
- 1982 Oppo, D. W. and Horowitz, M.: Glacial deep water geometry: South Atlantic benthic
1983 foraminiferal Cd/Ca and δ¹³C evidence, *Paleoceanography*, 15, 147–160, 2000.
- 1984 Oppo, D. W. and Lehman, S. J.: Suborbital timescale variability of North Atlantic Deep Water
1985 during the past 200,000 years, *Paleoceanography*, 10, 901–910, 1995.
- 1986 Oppo, D. W. and Rosenthal, Y.: Cd/Ca changes in a Deep Cape Basin Core over the past
1987 730,000 years: Response of circumpolar deepwater variability to northern hemisphere ice sheet
1988 melting?, *Paleoceanography*, 9, 661–675, 1994.
- 1989 Oppo, D. W. and Sun, Y.: Amplitude and timing of sea-surface temperature change in the
1990 northern South China Sea: Dynamic link to the East Asian monsoon, *Geology*, 33, 785, 2005.
- 1991 Oppo, D. W., Fairbanks, R. G., Gordon, A. L., and Shackleton, N. J.: Late Pleistocene Southern
1992 Ocean δ¹³C variability, *Paleoceanography*, 5, 43–54, 1990.
- 1993 Oppo, D. W., Horowitz, M., and Lehman, S. J.: Marine core evidence for reduced deep water

- 1994 production during Termination II followed by a relatively stable substage 5e (Eemian),
1995 *Paleoceanography*, 12, 51–63, 1997.
- 1996 Oppo, D. W., Keigwin, L. D., McManus, J. F., and Cullen, J. L.: Persistent suborbital climate
1997 variability in marine isotope stage 5 and termination II, *Paleoceanography*, 16, 280–292, 2001.
- 1998 Oppo, D. W., Linsley, B. K., Rosenthal, Y., Dannenmann, S., and Beaufort, L.: Orbital and
1999 suborbital climate variability in the Sulu Sea, western tropical Pacific, *Geochem. Geophys.*
2000 *Geosyst.*, 4, 1–20, 2003a.
- 2001 Oppo, D. W., McManus, J. F., and Cullen, J. L.: Palaeo-oceanography: Deepwater variability in
2002 the Holocene epoch, *Nature*, 422, 277, 2003b.
- 2003 Oppo, D. W., McManus, J. F., and Cullen, J. L.: Evolution and demise of the Last Interglacial
2004 warmth in the subpolar North Atlantic, *Quat. Sci. Rev.*, 25, 3268–3277, 2006.
- 2005 Ortiz, J., Mix, A., Harris, S., and O’Connell, S.: Diffuse spectral reflectance as a proxy for
2006 percent carbonate content in North Atlantic sediments, *Paleoceanography*, 14, 171–186, 1999.
- 2007 Otto, J., Hermelin, R., and Shimmield, G. B.: Impact of productivity events on the benthic
2008 foraminiferal fauna in the Arabian Sea over the last 150,000 years, *Paleoceanography*, 10, 85–
2009 116, 1995.
- 2010 Pahnke, K. and Sachs, J. P.: Sea surface temperatures of southern midlatitudes 0–160 kyr B.P.,
2011 *Paleoceanography*, 21, <https://doi.org/10.1029/2005pa001191>, 2006.
- 2012 Pahnke, K. and Zahn, R.: Southern Hemisphere water mass conversion linked with North
2013 Atlantic climate variability, *Science*, 307, 1741–1746, 2005.
- 2014 Pahnke, K., Zahn, R., Elderfield, H., and Schulz, M.: 340,000-year centennial-scale marine
2015 record of Southern Hemisphere climatic oscillation, *Science*, 301, 948–952, 2003.
- 2016 Pailler, D. and Bard, E.: High frequency palaeoceanographic changes during the past 140 000
2017 yr recorded by the organic matter in sediments of the Iberian Margin, *Palaeogeogr.*
2018 *Palaeoclimatol. Palaeoecol.*, 181, 431–452, 2002.
- 2019 Panmei, C., Divakar Naidu, P., and Mohtadi, M.: Bay of Bengal exhibits warming trend during
2020 the Younger Dryas: Implications of AMOC, *Geochem. Geophys. Geosyst.*, 18, 4317–4325,
2021 2017.
- 2022 Pedersen, T. F., Pickering, M., Vogel, J. S., Southon, J. N., and Nelson, D. E.: The response of
2023 benthic foraminifera to productivity cycles in the eastern equatorial Pacific: Faunal and
2024 geochemical constraints on glacial bottom water oxygen levels, *Paleoceanography*, 3, 157–168,
2025 1988.
- 2026 Pedersen, T. F., Nielsen, B., and Pickering, M.: Timing of Late Quaternary productivity pulses in
2027 the Panama Basin and implications for atmospheric CO₂, *Paleoceanography*, 6, 657–677, 1991.
- 2028 Pelejero, C., Grimalt, J. O., Heilig, S., Kienast, M., and Wang, L.: High-resolution U^K₃₇
2029 temperature reconstructions in the South China Sea over the past 220 kyr, *Paleoceanography*,
2030 14, 224–231, 1999.
- 2031 Pena, L. D., Cacho, I., Ferretti, P., and Hall, M. A.: El Niño–Southern Oscillation–like variability

- 2032 during glacial terminations and interlatitudinal teleconnections, *Paleoceanography*, 23,
2033 <https://doi.org/10.1029/2008pa001620>, 2008.
- 2034 Perner, K., Moros, M., De Deckker, P., Blanz, T., Wacker, L., Telford, R., Siegel, H., Schneider,
2035 R., and Jansen, E.: Heat export from the tropics drives mid to late Holocene
2036 palaeoceanographic changes offshore southern Australia, *Quat. Sci. Rev.*, 180, 96–110, 2018.
- 2037 Pichevin, L., Martinez, P., Bertrand, P., Schneider, R., Giraudeau, J., and Emeis, K.: Nitrogen
2038 cycling on the Namibian shelf and slope over the last two climatic cycles: Local and global
2039 forcings, *Paleoceanography*, 20, <https://doi.org/10.1029/2004pa001001>, 2005.
- 2040 Pichon, J.-J., Labeyrie, L. D., Bareille, G., Labracherie, M., Duprat, J., and Jouzel, J.: Surface
2041 water temperature changes in the high latitudes of the southern hemisphere over the Last
2042 Glacial-Interglacial Cycle, *Paleoceanography*, 7, 289–318, 1992.
- 2043 Pierre, C., Saliege, J. F., Urrutiaguer, M. J., and Giraudeau, J.: Stable isotope record of the last
2044 500 k.y. at Site 1087 (Southern Cape Basin), in: *Proceedings of the Ocean Drilling Program*,
2045 *Ocean Drilling Program*, 2001.
- 2046 Piotrowski, A. M., Goldstein, S. L., Hemming, S. R., and Fairbanks, R. G.: Intensification and
2047 variability of ocean thermohaline circulation through the last deglaciation, *Earth Planet. Sci.*
2048 *Lett.*, 225, 205–220, 2004.
- 2049 Pisias, N. G. and Mix, A. C.: Spatial and temporal oceanographic variability of the eastern
2050 equatorial Pacific during the Late Pleistocene: Evidence from radiolaria microfossils,
2051 *Paleoceanography*, 12, 381–393, 1997.
- 2052 Pivel, M. A. G., Santarosa, A. C. A., Toledo, F. A. L., and Costa, K. B.: The Holocene onset in
2053 the southwestern South Atlantic, *Palaeogeogr. Palaeoclimatol. Palaeoecol.*, 374, 164–172,
2054 2013.
- 2055 Poggemann, D.-W., Hathorne, E. C., Nürnberg, D., Frank, M., Bruhn, I., Reißig, S., and Bahr,
2056 A.: Rapid deglacial injection of nutrients into the tropical Atlantic via Antarctic Intermediate
2057 Water, *Earth Planet. Sci. Lett.*, 463, 118–126, 2017.
- 2058 Praetorius, S. K., McManus, J. F., Oppo, D. W., and Curry, W. B.: Episodic reductions in
2059 bottom-water currents since the last ice age, *Nat. Geosci.*, 1, 449–452, 2008.
- 2060 Rampen, S. W., Willmott, V., Kim, J.-H., Uliana, E., Mollenhauer, G., Schefuß, E., Sinninghe
2061 Damsté, J. S., and Schouten, S.: Long chain 1,13- and 1,15-diols as a potential proxy for
2062 palaeotemperature reconstruction, *Geochim. Cosmochim. Acta*, 84, 204–216, 2012.
- 2063 Raymo, M. E., Oppo, D. W., and Curry, W.: The Mid-Pleistocene climate transition: A deep sea
2064 carbon isotopic perspective, *Paleoceanography*, 12, 546–559, 1997.
- 2065 Raymo, M. E., Oppo, D. W., Flower, B. P., Hodell, D. A., McManus, J. F., Venz, K. A., Kleiven,
2066 K. F., and McIntyre, K.: Stability of North Atlantic water masses in face of pronounced climate
2067 variability during the Pleistocene, *Paleoceanography*, 19, PA2008, 2004.
- 2068 Razik, S., Chiessi, C. M., Romero, O. E., and von Dobeneck, T.: Interaction of the South
2069 American Monsoon System and the Southern Westerly Wind Belt during the last 14kyr,
2070 *Palaeogeogr. Palaeoclimatol. Palaeoecol.*, 374, 28–40, 2013.

- 2071 Reagan, J. R., Boyer, T. P., García, H. E., Locarnini, R. A., Baranova, O. K., Bouchard, C.,
 2072 Cross, S. L., Mishonov, A. V., Paver, C. R., Seidov, D., Wang, Z., and Dukhovskoy, D.: World
 2073 Ocean Atlas 2023, <https://doi.org/10.25921/VA26-HV25>, 2023.
- 2074 Reimer, P. J., Austin, W. E. N., Bard, E., Bayliss, A., Blackwell, P. G., Ramsey, C. B., Butzin,
 2075 M., Cheng, H., Lawrence Edwards, R., Friedrich, M., Grootes, P. M., Guilderson, T. P., Hajdas,
 2076 I., Heaton, T. J., Hogg, A. G., Hughen, K. A., Kromer, B., Manning, S. W., Muscheler, R.,
 2077 Palmer, J. G., Pearson, C., van der Plicht, J., Reimer, R. W., Richards, D. A., Marian Scott, E.,
 2078 Southon, J. R., Turney, C. S. M., Wacker, L., Adolphi, F., Büntgen, U., Capano, M., Fahrni, S.
 2079 M., Fogtmann-Schulz, A., Friedrich, R., Köhler, P., Kudsk, S., Miyake, F., Olsen, J., Reinig, F.,
 2080 Sakamoto, M., Sookdeo, A., and Talamo, S.: The IntCal20 Northern Hemisphere Radiocarbon
 2081 Age Calibration Curve (0–55 cal kBP), *Radiocarbon*, 62, 725–757, 2020.
- 2082 Reißig, S., Nürnberg, D., Bahr, A., Poggemann, D.-W., and Hoffmann, J.: Southward
 2083 displacement of the north Atlantic subtropical gyre circulation system during north Atlantic cold
 2084 spells, *Paleoceanogr. Paleoclimatology*, <https://doi.org/10.1029/2018pa003376>, 2019.
- 2085 Ren, H., Sigman, D. M., Martínez-García, A., Anderson, R. F., Chen, M.-T., Ravelo, A. C.,
 2086 Straub, M., Wong, G. T. F., and Haug, G. H.: Impact of glacial/interglacial sea level change on
 2087 the ocean nitrogen cycle, *Proc. Natl. Acad. Sci. U. S. A.*, 114, E6759–E6766, 2017.
- 2088 Repschläger, J., Weinelt, M., Andersen, N., Garbe-Schönberg, D., and Schneider, R.: Northern
 2089 source for Deglacial and Holocene deepwater composition changes in the Eastern North
 2090 Atlantic Basin, *Earth Planet. Sci. Lett.*, 425, 256–267, 2015a.
- 2091 Repschläger, J., Weinelt, M., Kinkel, H., Andersen, N., Garbe-Schönberg, D., and Schwab, C.:
 2092 Response of the subtropical North Atlantic surface hydrography on deglacial and Holocene
 2093 AMOC changes, *Paleoceanography*, 30, 456–476, 2015b.
- 2094 Repschläger, J., Garbe-Schönberg, D., Weinelt, M., and Schneider, R.: Holocene evolution of
 2095 the North Atlantic subsurface transport, *Clim. Past*, 13, 333–344, 2017.
- 2096 Richey, J. N., Poore, R. Z., Flower, B. P., and Quinn, T. M.: 1400 yr multiproxy record of climate
 2097 variability from the northern Gulf of Mexico, *Geology*, 35, 423, 2007.
- 2098 Richter, T.: Sedimentary fluxes at the Mid-Atlantic Ridge: sediment sources, accumulation rates,
 2099 and geochemical characterisation, Christian-Albrechts-Universität, Kiel,
 2100 https://doi.org/10.3289/GEOMAR_REP_73_1998, 1998.
- 2101 Rickaby, R. E. M. and Elderfield, H.: Evidence from the high-latitude North Atlantic for variations
 2102 in Antarctic Intermediate water flow during the last deglaciation, *Geochem. Geophys. Geosyst.*,
 2103 6, <https://doi.org/10.1029/2004gc000858>, 2005.
- 2104 Riethdorf, J.-R., Max, L., Nürnberg, D., Lembke-Jene, L., and Tiedemann, R.: Deglacial
 2105 development of (sub) sea surface temperature and salinity in the subarctic northwest Pacific:
 2106 Implications for upper-ocean stratification, *Paleoceanography*, 28, 91–104, 2013a.
- 2107 Riethdorf, J.-R., Nürnberg, D., Max, L., Tiedemann, R., Gorbarenko, S. A., and Malakhov, M. I.:
 2108 Millennial-scale variability of marine productivity and terrigenous matter supply in the western
 2109 Bering Sea over the past 180 kyr, *Clim. Past*, 9, 1345–1373, 2013b.
- 2110 Riethdorf, J.-R., Thibodeau, B., Ikehara, M., Nürnberg, D., Max, L., Tiedemann, R., and

- 2111 Yokoyama, Y.: Surface nitrate utilization in the Bering sea since 180 kA BP: Insight from
2112 sedimentary nitrogen isotopes, *Deep Sea Res. Part 2 Top. Stud. Oceanogr.*, 125-126, 163–176,
2113 2016.
- 2114 Rincón-Martínez, D., Lamy, F., Contreras, S., Leduc, G., Bard, E., Saukel, C., Blanz, T.,
2115 Mackensen, A., and Tiedemann, R.: More humid interglacials in Ecuador during the past 500
2116 kyr linked to latitudinal shifts of the equatorial front and the Intertropical Convergence Zone in
2117 the eastern tropical Pacific, *Paleoceanography*, 25, <https://doi.org/10.1029/2009pa001868>,
2118 2010.
- 2119 Rippert, N., Baumann, K.-H., and Pätzold, J.: Thermocline fluctuations in the western tropical
2120 Indian Ocean during the past 35 ka, *J. Quat. Sci.*, 30, 201–210, 2015.
- 2121 Risebrobakken, B., Dokken, T., and Jansen, E.: Extent and variability of the meridional Atlantic
2122 circulation in the eastern Nordic seas during Marine Isotope Stage 5 and its influence on the
2123 inception of the last glacial, in: *The Nordic Seas: An Integrated Perspective Oceanography, Climatology, Biogeochemistry, and Modeling*, American Geophysical Union, Washington, D. C.,
2124 323–339, 2005.
- 2126 Risebrobakken, B., Dokken, T., Smedsrud, L. H., Andersson, C., Jansen, E., Moros, M., and
2127 Ivanova, E. V.: Early Holocene temperature variability in the Nordic Seas: The role of oceanic
2128 heat advection versus changes in orbital forcing, *Paleoceanography*, 26,
2129 <https://doi.org/10.1029/2011pa002117>, 2011.
- 2130 Roberts, J., Gottschalk, J., Skinner, L. C., Peck, V. L., Kender, S., Elderfield, H., Waelbroeck,
2131 C., Vázquez Riveiros, N., and Hodell, D. A.: Evolution of South Atlantic density and chemical
2132 stratification across the last deglaciation, *Proc. Natl. Acad. Sci. U. S. A.*, 113, 514–519, 2016.
- 2133 Roberts, J., McCave, I. N., McClymont, E. L., Kender, S., Hillenbrand, C.-D., Matano, R., Hodell,
2134 D. A., and Peck, V. L.: Deglacial changes in flow and frontal structure through the Drake
2135 Passage, *Earth Planet. Sci. Lett.*, 474, 397–408, 2017.
- 2136 Rodrigo-Gámiz, M., Martínez-Ruiz, F., Jiménez-Espejo, F. J., Gallego-Torres, D., Nieto-Moreno,
2137 V., Romero, O., and Ariztegui, D.: Impact of climate variability in the western Mediterranean
2138 during the last 20,000 years: oceanic and atmospheric responses, *Quat. Sci. Rev.*, 30, 2018–
2139 2034, 2011.
- 2140 Rodrigo-Gámiz, M., Martínez-Ruiz, F., Rampen, S. W., Schouten, S., and Sinninghe Damsté, J.
2141 S.: Sea surface temperature variations in the western Mediterranean Sea over the last 20 kyr: A
2142 dual-organic proxy (U K' 37 and LDI) approach, *Paleoceanography*, 29, 87–98, 2014.
- 2143 Rodrigues, T., Grimalt, J. O., Abrantes, F. G., Flores, J. A., and Lebreiro, S. M.: Holocene
2144 interdependences of changes in sea surface temperature, productivity, and fluvial inputs in the
2145 Iberian continental shelf (Tagus mud patch), *Geochem. Geophys. Geosyst.*, 10,
2146 <https://doi.org/10.1029/2008gc002367>, 2009.
- 2147 Rodrigues, T., Grimalt, J. O., Abrantes, F., Naughton, F., and Flores, J.-A.: The last glacial–
2148 interglacial transition (LGIT) in the western mid-latitudes of the North Atlantic: Abrupt sea
2149 surface temperature change and sea level implications, *Quat. Sci. Rev.*, 29, 1853–1862, 2010.
- 2150 Romahn, S., Mackensen, A., Groeneveld, J., and Pätzold, J.: Deglacial intermediate water
2151 reorganization: new evidence from the Indian Ocean, *Clim. Past*, 10, 293–303, 2014.

- 2152 Romero, O. E., Kim, J.-H., and Hebbeln, D.: Paleoproductivity evolution off central Chile from
2153 the Last Glacial Maximum to the Early Holocene, *Quat. Res.*, 65, 519–525, 2006.
- 2154 Romero, O. E., Kim, J.-H., and Donner, B.: Submillennial-to-millennial variability of diatom
2155 production off Mauritania, NW Africa, during the last glacial cycle, *Paleoceanography*, 23,
2156 <https://doi.org/10.1029/2008pa001601>, 2008.
- 2157 Ronge, T. A., Steph, S., Tiedemann, R., Prange, M., Merkel, U., Nürnberg, D., and Kuhn, G.:
2158 Pushing the boundaries: Glacial/interglacial variability of intermediate and deep waters in the
2159 southwest Pacific over the last 350,000 years, *Paleoceanography*, 30, 23–38, 2015.
- 2160 Ronge, T. A., Tiedemann, R., Lamy, F., Köhler, P., Alloway, B. V., De Pol-Holz, R., Pahnke, K.,
2161 Southon, J., and Wacker, L.: Radiocarbon constraints on the extent and evolution of the South
2162 Pacific glacial carbon pool, *Nat. Commun.*, 7, 11487, 2016.
- 2163 Ruddiman, W. F. and CLIMAP Project Members: Paleotemperature calculated for the 120 k
2164 time slice, <https://doi.org/10.1594/PANGAEA.51931>, 1982.
- 2165 Ruddiman, W. F. and Farrell, J. W.: Calcium carbonate content of sediment core RC13-228,
2166 <https://doi.org/10.1594/PANGAEA.51105>, 1996a.
- 2167 Ruddiman, W. F. and Farrell, J. W.: Calcium carbonate content of sediment core RC13-229,
2168 <https://doi.org/10.1594/PANGAEA.51106>, 1996b.
- 2169 Ruddiman, W. F. and Farrell, J. W.: Calcium carbonate content of sediment core V25-59,
2170 <https://doi.org/10.1594/PANGAEA.51257>, 1996c.
- 2171 Ruddiman, W. F. and Farrell, J. W.: Calcium carbonate content of sediment core V28-14,
2172 <https://doi.org/10.1594/PANGAEA.51309>, 1996d.
- 2173 Ruddiman, W. F. and Farrell, J. W.: Calcium carbonate content of sediment core V28-127,
2174 <https://doi.org/10.1594/PANGAEA.51306>, 1996e.
- 2175 Ruddiman, W. F. and Farrell, J. W.: Calcium carbonate content of sediment core V30-49,
2176 <https://doi.org/10.1594/PANGAEA.51370>, 1996f.
- 2177 Ruddiman, W. F. and Janecek, T. R.: Pliocene-Pleistocene biogenic and terrigenous fluxes at
2178 equatorial Atlantic sites 662, 663, and 664, in: *Proceedings of the Ocean Drilling Program*, 108
2179 *Scientific Results*, Ocean Drilling Program, 1989.
- 2180 Rühlemann, C., Mulitza, S., Müller, P. J., Wefer, G., and Zahn, R.: Warming of the tropical
2181 Atlantic Ocean and slowdown of thermohaline circulation during the last deglaciation, *Nature*,
2182 402, 511–514, 1999.
- 2183 Russon, T., Elliot, M., Kissel, C., Cabioch, G., De Deckker, P., and Corrège, T.: Middle-late
2184 Pleistocene deep water circulation in the southwest subtropical Pacific, *Paleoceanography*, 24,
2185 <https://doi.org/10.1029/2009pa001755>, 2009.
- 2186 Russon, T., Elliot, M., Sadekov, A., Cabioch, G., Corrège, T., and De Deckker, P.: The mid-
2187 Pleistocene transition in the subtropical southwest Pacific, *Paleoceanography*, 26,
2188 <https://doi.org/10.1029/2010pa002019>, 2011.
- 2189 Sachs, J. P.: Cooling of Northwest Atlantic slope waters during the Holocene, *Geophys. Res.*

- 2190 Lett., 34, <https://doi.org/10.1029/2006gl028495>, 2007.
- 2191 Sachs, J. P. and Anderson, R. F.: Increased productivity in the subantarctic ocean during
2192 Heinrich events, *Nature*, 434, 1118–1121, 2005.
- 2193 Sadatzki, H., Sarnthein, M., and Andersen, N.: Changes in monsoon-driven upwelling in the
2194 South China Sea over glacial Terminations I and II: a multi-proxy record, *Geol. Rundsch.*, 105,
2195 1273–1285, 2016.
- 2196 Sagawa, T., Yokoyama, Y., Ikehara, M., and Kuwae, M.: Shoaling of the western equatorial
2197 Pacific thermocline during the last glacial maximum inferred from multispecies temperature
2198 reconstruction of planktonic foraminifera, *Palaeogeogr. Palaeoclimatol. Palaeoecol.*, 346-347,
2199 120–129, 2012.
- 2200 Saikku, R., Stott, L., and Thunell, R.: A bi-polar signal recorded in the western tropical Pacific:
2201 Northern and Southern Hemisphere climate records from the Pacific warm pool during the last
2202 Ice Age, *Quat. Sci. Rev.*, 28, 2374–2385, 2009.
- 2203 Sakamoto, T., Ikehara, M., Uchida, M., Aoki, K., Shibata, Y., Kanamatsu, T., Harada, N., Iijima,
2204 K., Katsuki, K., and Asahi, H.: Millennial-scale variations of sea-ice expansion in the
2205 southwestern part of the Okhotsk Sea during the past 120 kyr: Age model and ice-rafted debris
2206 in IMAGES Core MD01-2412, *Glob. Planet. Change*, 53, 58–77, 2006.
- 2207 Salgueiro, E., Voelker, A. H. L., de Abreu, L., Abrantes, F., Meggers, H., and Wefer, G.:
2208 Temperature and productivity changes off the western Iberian margin during the last 150 ky,
2209 *Quat. Sci. Rev.*, 29, 680–695, 2010.
- 2210 Salgueiro, E., Naughton, F., Voelker, A. H. L., de Abreu, L., Alberto, A., Rossignol, L., Duprat,
2211 J., Magalhães, V. H., Vaqueiro, S., Turon, J.-L., and Abrantes, F.: Past circulation along the
2212 western Iberian margin: a time slice vision from the Last Glacial to the Holocene, *Quat. Sci.*
2213 *Rev.*, 106, 316–329, 2014.
- 2214 Salisbury, J. E.: Dissolved inorganic carbon, total alkalinity, pH, nutrients and other variables
2215 collected from profile and discrete sample observations during NOAA Ship Gordon Gunter East
2216 Coast Ocean Acidification (ECO-A1) cruise GU-15-04 (EXPOCODE 33GG20150619) off the
2217 U.S. East Coast, North Atlantic Ocean from 2015-06-19 to 2015-07-23 (NCEI Accession
2218 0159428), <https://doi.org/10.7289/V5VT1Q40>, 2017.
- 2219 Salisbury, J. E. and Shellito, S. M.: Dissolved inorganic carbon, total alkalinity, pH, nutrients and
2220 other variables collected from discrete profile observations using CTD, Niskin bottle, and other
2221 instruments in the East Coast of the U.S. and Canada during the 2nd East Coast Ocean
2222 Acidification (ECO-A2, or ECOA-2) cruise from 2018-06-25 to 2018-07-29 (NCEI Accession
2223 0196419), <https://doi.org/10.25921/F4VG-G356>, 2019.
- 2224 Samson, C. R., Sikes, E. L., and Howard, W. R.: Deglacial paleoceanographic history of the Bay
2225 of Plenty, New Zealand, *Paleoceanography*, 20, <https://doi.org/10.1029/2004pa001088>, 2005.
- 2226 Santos, T. P., Lessa, D. O., Venancio, I. M., Chiessi, C. M., Mulitza, S., Kuhnert, H., Govin, A.,
2227 Machado, T., Costa, K. B., Toledo, F., Dias, B. B., and Albuquerque, A. L. S.: Prolonged
2228 warming of the Brazil Current precedes deglaciations, *Earth Planet. Sci. Lett.*, 463, 1–12,
2229 2017a.

- 2230 Santos, T. P., Lessa, D. O., Venancio, I. M., Chiessi, C. M., Mulitza, S., Kuhnert, H., and
2231 Albuquerque, A. L. S.: The impact of the AMOC resumption in the western South Atlantic
2232 thermocline at the onset of the Last Interglacial, *Geophys. Res. Lett.*, 44, 11,547–11,554,
2233 2017b.
- 2234 Santos, T. P., Ballalai, J. M., Franco, D. R., Oliveira, R. R., Lessa, D. O., Venancio, I. M.,
2235 Chiessi, C. M., Kuhnert, H., Johnstone, H., and Albuquerque, A. L. S.: Asymmetric response of
2236 the subtropical western South Atlantic thermocline to the Dansgaard-Oeschger events of Marine
2237 Isotope Stages 5 and 3, *Quat. Sci. Rev.*, 237, 106307, 2020.
- 2238 Saraswat, R., Nigam, R., Weldeab, S., Mackensen, A., and Naidu, P. D.: A first look at past sea
2239 surface temperatures in the equatorial Indian Ocean from Mg/Ca in foraminifera, *Geophys. Res.*
2240 *Lett.*, 32, <https://doi.org/10.1029/2005gl024093>, 2005.
- 2241 Saraswat, R., Lea, D. W., Nigam, R., Mackensen, A., and Naik, D. K.: Deglaciation in the
2242 tropical Indian Ocean driven by interplay between the regional monsoon and global
2243 teleconnections, *Earth Planet. Sci. Lett.*, 375, 166–175, 2013.
- 2244 Sarnthein, M.: Stable isotope analysis on planktic foraminifera on sediment core profile
2245 GIK17045-2/-3, <https://doi.org/10.1594/PANGAEA.54393>, 1997.
- 2246 Sarnthein, M., Winn, K., Duplessy, J.-C., and Fontugne, M. R.: Global variations of surface
2247 ocean productivity in low and mid latitudes: Influence on CO₂ reservoirs of the deep ocean and
2248 atmosphere during the last 21,000 years, *Paleoceanography*, 3, 361–399, 1988.
- 2249 Sarnthein, M., Winn, K., Jung, S. J. A., Duplessy, J.-C., Labeyrie, L., Erlenkeuser, H., and
2250 Ganssen, G.: Changes in East Atlantic Deepwater Circulation over the last 30,000 years: Eight
2251 time slice reconstructions, *Paleoceanography*, 9, 209–267, 1994.
- 2252 Sarnthein, M., Jansen, E., Weinelt, M., Arnold, M., Duplessy, J. C., Erlenkeuser, H., Flatøy, A.,
2253 Johannessen, G., Johannessen, T., Jung, S., Koc, N., Labeyrie, L., Maslin, M., Pflaumann, U.,
2254 and Schulz, H.: Variations in Atlantic surface ocean paleoceanography, 50°-80°N: A time-slice
2255 record of the last 30,000 years, *Paleoceanography*, 10, 1063–1094, 1995.
- 2256 Sarnthein, M., Van Kreveld, S., Erlenkeuser, H., Grootes, P. M., Kucera, M., Pflaumann, U., and
2257 Schulz, M.: Centennial-to-millennial-scale periodicities of Holocene climate and sediment
2258 injections off the western Barents shelf, 75°N, *Boreas*, 32, 447–461, 2003.
- 2259 Sarnthein, M., Gebhardt, H., Kiefer, T., Kucera, M., Cook, M., and Erlenkeuser, H.: Mid
2260 Holocene origin of the sea-surface salinity low in the subarctic North Pacific, *Quat. Sci. Rev.*, 23,
2261 2089–2099, 2004.
- 2262 Sarnthein, M., Grootes, P. M., Holbourn, A., Kuhnt, W., and Kühn, H.: Tropical warming in the
2263 Timor Sea led deglacial Antarctic warming and atmospheric CO₂ rise by more than 500yr, *Earth*
2264 *Planet. Sci. Lett.*, 302, 337–348, 2011.
- 2265 Sarnthein, M., Schneider, B., and Grootes, P. M.: Peak glacial ¹⁴C ventilation ages suggest
2266 major draw-down of carbon into the abyssal ocean, *Clim. Past*, 9, 2595–2614, 2013.
- 2267 Sarnthein, M., Balmer, S., Grootes, P. M., and Mudelsee, M.: Planktic and benthic ¹⁴C reservoir
2268 ages for three ocean basins, calibrated by a suite of ¹⁴C plateaus in the glacial-to-deglacial
2269 suigetsu atmospheric ¹⁴C record, *Radiocarbon*, 57, 129–151, 2015.

- 2270 Schefuss, E., Schouten, S., and Schneider, R. R.: Climatic controls on central African hydrology
2271 during the past 20,000 years, *Nature*, 437, 1003–1006, 2005.
- 2272 Schefuss, E., Kuhlmann, H., Mollenhauer, G., Prange, M., and Pätzold, J.: Forcing of wet
2273 phases in southeast Africa over the past 17,000 years, *Nature*, 480, 509–512, 2011.
- 2274 Schirrmacher, J., Weinelt, M., Blanz, T., Andersen, N., Salgueiro, E., and Schneider, R. R.:
2275 Multi-decadal atmospheric and marine climate variability in southern Iberia during the mid- to
2276 late-Holocene, *Clim. Past*, 15, 617–634, 2019.
- 2277 Schirrmacher, J., Kneisel, J., Knitter, D., Hamer, W., Hinz, M., Schneider, R. R., and Weinelt,
2278 M.: Spatial patterns of temperature, precipitation, and settlement dynamics on the Iberian
2279 Peninsula during the Chalcolithic and the Bronze Age, *Quat. Sci. Rev.*, 233, 106220, 2020.
- 2280 Schlung, S. A., Christina Ravelo, A., Aiello, I. W., Andreasen, D. H., Cook, M. S., Drake, M.,
2281 Dyez, K. A., Guilderson, T. P., LaRiviere, J. P., Stroynowski, Z., and Takahashi, K.: Millennial-
2282 scale climate change and intermediate water circulation in the Bering Sea from 90 ka: A high-
2283 resolution record from IODP Site U1340, *Paleoceanography*, 28, 54–67, 2013.
- 2284 Schlünz, B., Schneider, R. R., Müller, P. J., and Wefer, G.: Late Quaternary organic carbon
2285 accumulation south of Barbados: influence of the Orinoco and Amazon rivers?, *Deep Sea Res.*
2286 *Part 1 Oceanogr. Res. Pap.*, 47, 1101–1124, 2000.
- 2287 Schmidt, H., Berger, W. H., Bickert, T., and Wefer, G.: Quaternary carbon isotope record of
2288 pelagic foraminifers: Site 806, ontong java plateau, in: *Proceedings of the Ocean Drilling
2289 Program, 130 Scientific Results, Ocean Drilling Program, 1993.*
- 2290 Schmidt, M. W., Spero, H. J., and Lea, D. W.: Links between salinity variation in the Caribbean
2291 and North Atlantic thermohaline circulation, *Nature*, 428, 160–163, 2004.
- 2292 Schmiedl, G. and Leuschner, D. C.: Oxygenation changes in the deep western Arabian Sea
2293 during the last 190,000 years: Productivity versus deepwater circulation, *Paleoceanography*, 20,
2294 <https://doi.org/10.1029/2004pa001044>, 2005.
- 2295 Schmiedl, G. and Mackensen, A.: Late Quaternary paleoproductivity and deep water circulation
2296 in the eastern South Atlantic Ocean: Evidence from benthic foraminifera, *Palaeogeogr.*
2297 *Palaeoclimatol. Palaeoecol.*, 130, 43–80, 1997.
- 2298 Schmiedl, G. and Mackensen, A.: Multispecies stable isotopes of benthic foraminifers reveal
2299 past changes of organic matter decomposition and deepwater oxygenation in the Arabian Sea,
2300 *Paleoceanography*, 21, <https://doi.org/10.1029/2006pa001284>, 2006.
- 2301 Schneider, R., Dahmke, A., Kölling, A., Müller, P. J., Schulz, H. D., and Wefer, G.: Strong
2302 deglacial minimum in the $\delta^{13}\text{C}$ record from planktonic foraminifera in the Benguela upwelling
2303 region: palaeoceanographic signal or early diagenetic imprint?, *Geol. Soc. Spec. Publ.*, 64,
2304 285–297, 1992.
- 2305 Schneider, R. R., Müller, P. J., and Ruhland, G.: Late Quaternary surface circulation in the east
2306 equatorial South Atlantic: Evidence from Alkenone sea surface temperatures,
2307 *Paleoceanography*, 10, 197–219, 1995.
- 2308 Schneider, R. R., Müller, P. J., Ruhland, G., Meinecke, G., Schmidt, H., and Wefer, G.: Late

- 2309 Quaternary surface temperatures and productivity in the east-equatorial south Atlantic:
2310 Response to changes in trade/monsoon wind forcing and surface water advection, in: *The*
2311 *South Atlantic*, Springer Berlin Heidelberg, Berlin, Heidelberg, 527–551, 1996.
- 2312 Schneider, R. R., Price, B., Müller, P. J., Kroon, D., and Alexander, I.: Monsoon related
2313 variations in Zaire (Congo) sediment load and influence of fluvial silicate supply on marine
2314 productivity in the east equatorial Atlantic during the last 200,000 years, *Paleoceanography*, 12,
2315 463–481, 1997.
- 2316 Schneider, R. R., Blanz, T., and De Deckker, P.: Alkenones in sediment core MD03-2611G,
2317 <https://doi.org/10.1594/PANGAEA.911840>, 2020.
- 2318 Schönfeld, J., Zahn, R., and de Abreu, L.: Surface and deep water response to rapid climate
2319 changes at the Western Iberian Margin, *Glob. Planet. Change*, 36, 237–264, 2003.
- 2320 Schröder, J. F., Holbourn, A., Kuhnt, W., and Küssner, K.: Variations in sea surface hydrology in
2321 the southern Makassar Strait over the past 26 kyr, *Quat. Sci. Rev.*, 154, 143–156, 2016.
- 2322 Schröder, J. F., Kuhnt, W., Holbourn, A., Beil, S., Zhang, P., Hendrizon, M., and Xu, J.:
2323 Deglacial warming and hydroclimate variability in the central Indonesian archipelago,
2324 *Paleoceanogr. Paleoclimatology*, 33, 974–993, 2018.
- 2325 Schulz, H.: Meeresoberflächentemperaturen vor 10.000 Jahren - Auswirkungen des
2326 frühholozänen Insolationsmaximums, <https://doi.org/10.2312/REPORTS-GPI.1995.73>, 1995.
- 2327 Schwab, C., Kinkel, H., Weinelt, M., and Repschläger, J.: Coccolithophore paleoproductivity and
2328 ecology response to deglacial and Holocene changes in the Azores Current System,
2329 *Paleoceanography*, 27, <https://doi.org/10.1029/2012pa002281>, 2012.
- 2330 Setiawan, R. Y., Mohtadi, M., Southon, J., Groeneveld, J., Steinke, S., and Hebbeln, D.: The
2331 consequences of opening the Sunda Strait on the hydrography of the eastern tropical Indian
2332 Ocean, *Paleoceanography*, 30, 1358–1372, 2015.
- 2333 Shackleton, N. J. and Hall, M. A.: Oxygen and carbon isotope stratigraphy of deep sea drilling
2334 project hole 552A: Plio-Pleistocene glacial history, in: *Initial Reports of the Deep Sea Drilling*
2335 *Project*, 81, U.S. Government Printing Office, 1984.
- 2336 Shackleton, N. J. and Pisias, N. G.: Atmospheric carbon dioxide, orbital forcing, and climate, in:
2337 *The Carbon Cycle and Atmospheric CO₂ : Natural Variations Archean to Present*, American
2338 Geophysical Union, Washington, D. C., 303–317, 2013.
- 2339 Shackleton, N. J., Berger, A., and Peltier, W. R.: An alternative astronomical calibration of the
2340 lower Pleistocene timescale based on ODP Site 677, *Trans. R. Soc. Edinb. Earth Sci.*, 81, 251–
2341 261, 1990.
- 2342 Shackleton, N. J., Hall, M. A., and Vincent, E.: Phase relationships between millennial-scale
2343 events 64,000–24,000 years ago, *Paleoceanography*, 15, 565–569, 2000.
- 2344 Shiao, L.-J., Yu, P.-S., Wei, K.-Y., Yamamoto, M., Lee, T.-Q., Yu, E.-F., Fang, T.-H., and Chen,
2345 M.-T.: Sea surface temperature, productivity, and terrestrial flux variations of the southeastern
2346 South China sea over the past 800000 years (IMAGESMD972142), *Terr. Atmos. Ocean. Sci.*,
2347 19, 363, 2008.

- 2348 Shibazaki, Y., Ohtani, E., Terasaki, H., Tateyama, R., Sakamaki, T., Tsuchiya, T., and
2349 Funakoshi, K.-I.: Effect of hydrogen on the melting temperature of FeS at high pressure:
2350 Implications for the core of Ganymede, *Earth Planet. Sci. Lett.*, 301, 153–158, 2011.
- 2351 Sierro, F. J., Hodell, D. A., Curtis, J. H., Flores, J. A., Reguera, I., Colmenero-Hidalgo, E.,
2352 Bárcena, M. A., Grimalt, J. O., Cacho, I., Frigola, J., and Canals, M.: Impact of iceberg melting
2353 on Mediterranean thermohaline circulation during Heinrich events, *Paleoceanography*, 20,
2354 <https://doi.org/10.1029/2004pa001051>, 2005.
- 2355 Sijinkumar, A. V., Nath, B. N., and Guptha, M. V. S.: Late Quaternary record of pteropod
2356 preservation from the Andaman Sea, *Mar. Geol.*, 275, 221–229, 2010.
- 2357 Sikes, E. L., Howard, W. R., Neil, H. L., and Volkman, J. K.: Glacial-interglacial sea surface
2358 temperature changes across the subtropical front east of New Zealand based on alkenone
2359 unsaturation ratios and foraminiferal assemblages, *Paleoceanography*, 17, 2–1–2–13, 2002.
- 2360 Simstich, J.: Stable isotopes measured on *Elphidium excavatum* forma *clavata* of sediment core
2361 BP00-07/05, <https://doi.org/10.1594/PANGAEA.124310>, 2010a.
- 2362 Simstich, J.: Stable isotopes measured on *Haynesina orbiculare* of sediment core BP00-07/05,
2363 <https://doi.org/10.1594/PANGAEA.124311>, 2010b.
- 2364 Simstich, J., Stanovoy, V., Bauch, D., Erlenkeuser, H., and Spielhagen, R. F.: Holocene
2365 variability of bottom water hydrography on the Kara Sea shelf (Siberia) depicted in multiple
2366 single-valve analyses of stable isotopes in ostracods, *Mar. Geol.*, 206, 147–164, 2004.
- 2367 Simstich, J., Erlenkeuser, H., Harms, I., Spielhagen, R. F., and Stanovoy, V.: Modern and
2368 Holocene hydrographic characteristics of the shallow Kara Sea shelf (Siberia) as reflected by
2369 stable isotopes of bivalves and benthic foraminifera, *Boreas*, 34, 252–263, 2005.
- 2370 Singh, A. D., Kroon, D., and Ganeshram, R. S.: Millennial Scale Variations in Productivity and
2371 OMZ Intensity in the Eastern Arabian Sea, *J. Geol. Soc. India*, 68, 369–377, 2006.
- 2372 Sirocko, F.: Zur Akkumulation von Staubsedimenten im nördlichen Indischen Ozean; *Anzeiger*
2373 *der Klimageschichte Arabiens und Indiens*, <https://doi.org/10.2312/REPORTS-GPI.1989.27>,
2374 1989.
- 2375 Sirocko, F.: Processes controlling trace element geochemistry of Arabian Sea sediments during
2376 the last 25,000 years, *Glob. Planet. Change*, 26, 217–303, 2000.
- 2377 Sirocko, F., Sarnthein, M., Lange, H., and Erlenkeuser, H.: Atmospheric summer circulation and
2378 coastal upwelling in the Arabian Sea during the Holocene and the last glaciation, *Quat. Res.*,
2379 36, 72–93, 1991.
- 2380 Sirocko, F., Sarnthein, M., Erlenkeuser, H., Lange, H., Arnold, M., and Duplessy, J. C.: Century-
2381 scale events in monsoonal climate over the past 24,000 years, *Nature*, 364, 322–324, 1993.
- 2382 Skinner, L. C., Fallon, S., Waelbroeck, C., Michel, E., and Barker, S.: Ventilation of the deep
2383 Southern Ocean and deglacial CO₂ rise, *Science*, 328, 1147–1151, 2010.
- 2384 Smith, J. A., Raja, N. B., Clements, T., Dimitrijević, D., Dowding, E. M., Dunne, E. M., Gee, B.
2385 M., Godoy, P. L., Lombardi, E. M., Mulvey, L. P. A., Nätscher, P. S., Reddin, C. J., Shirley, B.,
2386 Warnock, R. C. M., and Kocsis, Á. T.: Increasing the equitability of data citation in paleontology:

- 2387 capacity building for the big data future, *Paleobiology*, 1–12, 2023.
- 2388 Sonzogni, C., Bard, E., and Rostek, F.: Tropical sea-surface temperatures during the last glacial
2389 period: A view based on alkenones in Indian ocean sediments, *Quat. Sci. Rev.*, 17, 1185–1201,
2390 1998.
- 2391 Southon, J.: Planktic Foram dates from the Indonesian arc: Marine 14C reservoir ages and a
2392 mythical AD 535 volcanic eruption, *Radiocarbon*, 55,
2393 https://doi.org/10.2458/azu_js_rc.55.16384, 2013.
- 2394 Sperling, M., Schmiedl, G., Hemleben, C., Emeis, K. C., Erlenkeuser, H., and Grootes, P. M.:
2395 Black Sea impact on the formation of eastern Mediterranean sapropel S1? Evidence from the
2396 Marmara Sea, *Palaeogeogr. Palaeoclimatol. Palaeoecol.*, 190, 9–21, 2003.
- 2397 Spero, H. J., Mielke, K. M., Kalve, E. M., Lea, D. W., and Pak, D. K.: Multispecies approach to
2398 reconstructing eastern equatorial Pacific thermocline hydrography during the past 360 kyr,
2399 *Paleoceanography*, 18, 22–21, 2003.
- 2400 Spielhagen, R. F., Werner, K., Sørensen, S. A., Zamelczyk, K., Kandiano, E., Budeus, G.,
2401 Husum, K., Marchitto, T. M., and Hald, M.: Enhanced modern heat transfer to the Arctic by
2402 warm Atlantic Water, *Science*, 331, 450–453, 2011.
- 2403 Steffen, W., Broadgate, W., Deutsch, L., Gaffney, O., and Ludwig, C.: The trajectory of the
2404 Anthropocene: The Great Acceleration, *Anthr. Rev.*, 2, 81–98, 2015.
- 2405 Steinke, S., Kienast, M., Pflaumann, U., Weinelt, M., and Statterger, K.: A high-resolution sea-
2406 surface temperature record from the tropical South China Sea (16,500–3000 yr B.p.), *Quat.*
2407 *Res.*, 55, 352–362, 2001.
- 2408 Steinke, S., Kienast, M., Groeneveld, J., Lin, L.-C., Chen, M.-T., and Rendle-Bühning, R.: Proxy
2409 dependence of the temporal pattern of deglacial warming in the tropical South China Sea:
2410 toward resolving seasonality, *Quat. Sci. Rev.*, 27, 688–700, 2008.
- 2411 Steinke, S., Glatz, C., Mohtadi, M., Groeneveld, J., Li, Q., and Jian, Z.: Past dynamics of the
2412 East Asian monsoon: No inverse behaviour between the summer and winter monsoon during
2413 the Holocene, *Glob. Planet. Change*, 78, 170–177, 2011.
- 2414 Steinke, S., Mohtadi, M., Prange, M., Varma, V., Pittauerova, D., and Fischer, H. W.: Mid- to
2415 Late-Holocene Australian–Indonesian summer monsoon variability, *Quat. Sci. Rev.*, 93, 142–
2416 154, 2014a.
- 2417 Steinke, S., Prange, M., Feist, C., Groeneveld, J., and Mohtadi, M.: Upwelling variability off
2418 southern Indonesia over the past two millennia, *Geophys. Res. Lett.*, 41, 7684–7693, 2014b.
- 2419 Sternal, B., Szczuciski, W., Forwick, M., Zajączkowski, M., Lorenc, S., and Przytarska, J.:
2420 Postglacial variability in near-bottom current speed on the continental shelf off south-west
2421 Spitsbergen, *J. Quat. Sci.*, 29, 767–777, 2014.
- 2422 Stott, L., Poulsen, C., Lund, S., and Thunell, R.: Super ENSO and global climate oscillations at
2423 millennial time scales, *Science*, 297, 222–226, 2002.
- 2424 Stott, L., Cannariato, K., Thunell, R., Haug, G. H., Koutavas, A., and Lund, S.: Decline of
2425 surface temperature and salinity in the western tropical Pacific Ocean in the Holocene epoch,

- 2426 Nature, 431, 56–59, 2004.
- 2427 Stott, L., Timmermann, A., and Thunell, R.: Southern Hemisphere and deep-sea warming led
2428 deglacial atmospheric CO₂ rise and tropical warming, *Science*, 318, 435–438, 2007.
- 2429 Stott, L. D.: Comment on “Anomalous radiocarbon ages for foraminifera shells” by W. Broecker
2430 et al.: A correction to the western tropical Pacific MD9821-81 record, *Paleoceanography*, 22,
2431 <https://doi.org/10.1029/2006pa001379>, 2007.
- 2432 Stott, L. D., Neumann, M., and Hammond, D.: Intermediate water ventilation on the
2433 Northeastern Pacific Margin during the Late Pleistocene inferred from benthic foraminiferal $\delta^{13}\text{C}$,
2434 *Paleoceanography*, 15, 161–169, 2000.
- 2435 Strack, T., Jonkers, L., C. Rillo, M., Baumann, K.-H., Hillebrand, H., and Kucera, M.: Coherent
2436 response of zoo- and phytoplankton assemblages to global warming since the Last Glacial
2437 Maximum, *Glob. Ecol. Biogeogr.*, 33, <https://doi.org/10.1111/geb.13841>, 2024.
- 2438 Sun, Y., Oppo, D. W., Xiang, R., Liu, W., and Gao, S.: Last deglaciation in the Okinawa Trough:
2439 Subtropical northwest Pacific link to Northern Hemisphere and tropical climate,
2440 *Paleoceanography*, 20, <https://doi.org/10.1029/2004pa001061>, 2005.
- 2441 Suzuki, A., Khim, B.-K., and Inoue, M.: Data report: Biogenic opal contents in sediments of the
2442 southwest pacific (sites 1123, 1124, and 1125), in: *Proceedings of the Ocean Drilling Program*,
2443 181 Scientific Results, Ocean Drilling Program, 2002.
- 2444 Tachikawa, K., Vidal, L., Sonzogni, C., and Bard, E.: Glacial/interglacial sea surface
2445 temperature changes in the Southwest Pacific ocean over the past 360ka, *Quat. Sci. Rev.*, 28,
2446 1160–1170, 2009.
- 2447 Tachikawa, K., Cartapanis, O., Vidal, L., Beaufort, L., Barlyaeva, T., and Bard, E.: The
2448 precession phase of hydrological variability in the Western Pacific Warm Pool during the past
2449 400 ka, *Quat. Sci. Rev.*, 30, 3716–3727, 2011.
- 2450 Tachikawa, K., Timmermann, A., Vidal, L., Sonzogni, C., and Timm, O. E.: CO₂ radiative forcing
2451 and Intertropical Convergence Zone influences on western Pacific warm pool climate over the
2452 past 400ka, *Quat. Sci. Rev.*, 86, 24–34, 2014.
- 2453 Tada, R., Sato, S., Irino, T., Matsui, H., and Kennett, J. P.: Millennial-scale compositional
2454 variations in late Quaternary sediments at Site 1017, Southern California, in: *Proceedings of the*
2455 *Ocean Drilling Program*, Ocean Drilling Program, 2000.
- 2456 Tapia, R., Nürnberg, D., Ronge, T., and Tiedemann, R.: Disparities in glacial advection of
2457 Southern Ocean Intermediate Water to the South Pacific Gyre, *Earth Planet. Sci. Lett.*, 410,
2458 152–164, 2015.
- 2459 Taylor, M. A., Hendy, I. L., and Pak, D. K.: Deglacial ocean warming and marine margin retreat
2460 of the Cordilleran Ice Sheet in the North Pacific Ocean, *Earth Planet. Sci. Lett.*, 403, 89–98,
2461 2014.
- 2462 Telesiński, M. M., Spielhagen, R. F., and Lind, E. M.: A high-resolution Lateglacial and
2463 Holocene palaeoceanographic record from the Greenland Sea, *Boreas*, 43, 273–285, 2014a.

- 2464 Telesiński, M. M., Spielhagen, R. F., and Bauch, H. A.: Water mass evolution of the Greenland
2465 Sea since late glacial times, *Clim. Past*, 10, 123–136, 2014b.
- 2466 Telesiński, M. M., Przytarska, J. E., Sternal, B., Forwick, M., Szczuciński, W., Łącka, M., and
2467 Zajączkowski, M.: Palaeoceanographic evolution of the SW Svalbard shelf over the last 14 000
2468 years, *Boreas*, 47, 410–422, 2018.
- 2469 Telford, R. J., Li, C., and Kucera, M.: Mismatch between the depth habitat of planktonic
2470 foraminifera and the calibration depth of SST transfer functions may bias reconstructions, *Clim.*
2471 *Past*, 9, 859–870, 2013.
- 2472 Thiede, J., Suess, E., and Müller, P. J.: Late Quaternary fluxes of major sediment components
2473 to the sea floor at the northwest African continental slope, in: *Geology of the Northwest African*
2474 *Continental Margin*, Springer Berlin Heidelberg, Berlin, Heidelberg, 605–631, 1982.
- 2475 Thomson, J., Nixon, S., Summerhayes, C. P., Schönfeld, J., Zahn, R., and Grootes, P.:
2476 Implications for sedimentation changes on the Iberian margin over the last two
2477 glacial/interglacial transitions from (230Th)excess systematics, *Earth Planet. Sci. Lett.*, 165,
2478 255–270, 1999.
- 2479 Thornalley, D. J. R., Elderfield, H., and McCave, I. N.: Holocene oscillations in temperature and
2480 salinity of the surface subpolar North Atlantic, *Nature*, 457, 711–714, 2009.
- 2481 Thornalley, D. J. R., McCave, I. N., and Elderfield, H.: Freshwater input and abrupt deglacial
2482 climate change in the North Atlantic, *Paleoceanography*, 25, PA1201, 2010a.
- 2483 Thornalley, D. J. R., Elderfield, H., and McCave, I. N.: Intermediate and deep water
2484 paleoceanography of the northern North Atlantic over the past 21,000 years,
2485 *Paleoceanography*, 25, PA1211, 2010b.
- 2486 Thornalley, D. J. R., Elderfield, H., and McCave, I. N.: Reconstructing North Atlantic deglacial
2487 surface hydrography and its link to the Atlantic overturning circulation, *Glob. Planet. Change*,
2488 79, 163–175, 2011.
- 2489 Tian, J., Pak, D. K., Wang, P., Lea, D., Cheng, X., and Zhao, Q.: Late Pliocene monsoon
2490 linkage in the tropical South China Sea, *Earth Planet. Sci. Lett.*, 252, 72–81, 2006.
- 2491 Tian, J., Zhao, Q., Wang, P., Li, Q., and Cheng, X.: Astronomically modulated Neogene
2492 sediment records from the South China Sea, *Paleoceanography*, 23,
2493 <https://doi.org/10.1029/2007pa001552>, 2008.
- 2494 Tian, J., Huang, E., and Pak, D. K.: East Asian winter monsoon variability over the last glacial
2495 cycle: Insights from a latitudinal sea-surface temperature gradient across the South China Sea,
2496 *Palaeogeogr. Palaeoclimatol. Palaeoecol.*, 292, 319–324, 2010.
- 2497 Tiedemann, R.: Acht Millionen Jahre Klimageschichte von Nordwest Afrika und Paläo-
2498 Ozeanographie des angrenzenden Atlantiks: Hochauflösende Zeitreihen von ODP-Sites 658-
2499 661, Geologisch-Paläontologisches Institut und Museum, Christian-Albrechts-Universität, Kiel,
2500 <https://doi.org/10.2312/REPORTS-GPI.1991.46>, 1991.
- 2501 Tiedemann, R., Sarnthein, M., and Stein, R.: Climatic changes in the western Sahara: Aeolo-
2502 marine sediment record of the last 8 million years (sites 657-661), in: *Proceedings of the Ocean*

- 2503 Drilling Program, 108 Scientific Results, Ocean Drilling Program, 1989.
- 2504 Tierney, J. E. and Tingley, M. P.: BAYSPLINE: A new calibration for the alkenone
2505 paleothermometer, *Paleoceanogr. paleoclimatology*, 33, 281–301, 2018.
- 2506 Tierney, J. E., Pausata, F. S. R., and deMenocal, P.: Deglacial Indian monsoon failure and
2507 North Atlantic stadials linked by Indian Ocean surface cooling, *Nat. Geosci.*, 9, 46–50, 2016.
- 2508 Tierney, J. E., Malevich, S. B., Gray, W., Vetter, L., and Thirumalai, K.: Bayesian calibration of
2509 the mg/ca paleothermometer in planktic Foraminifera, *Paleoceanogr. Paleoclimatology*, 34,
2510 2005–2030, 2019.
- 2511 Tjallingii, R., Claussen, M., Stuut, J.-B. W., Fohlmeister, J., Jahn, A., Bickert, T., Lamy, F., and
2512 Röhl, U.: Coherent high- and low-latitude control of the northwest African hydrological balance,
2513 *Nat. Geosci.*, 1, 670–675, 2008.
- 2514 Trachsel, M. and Telford, R. J.: Technical note: Estimating unbiased transfer-function
2515 performances in spatially structured environments, *Clim. Past*, 12, 1215–1223, 2016.
- 2516 Trachsel, M. and Telford, R. J.: All age–depth models are wrong, but are getting better,
2517 *Holocene*, 27, 860–869, 2017.
- 2518 Ullermann, J., Lamy, F., Ninnemann, U., Lembke-Jene, L., Gersonde, R., and Tiedemann, R.:
2519 Pacific-Atlantic Circumpolar Deep Water coupling during the last 500 ka, *Paleoceanography*, 31,
2520 639–650, 2016.
- 2521 Venancio, I. M., Mulitza, S., Govin, A., Santos, T. P., Lessa, D. O., Albuquerque, A. L. S.,
2522 Chiessi, C. M., Tiedemann, R., Vahlenkamp, M., Bickert, T., and Schulz, M.: Millennial- to
2523 orbital-scale responses of western equatorial Atlantic thermocline depth to changes in the trade
2524 wind system since the last interglacial, *Paleoceanogr. Paleoclimatology*, 33, 1490–1507, 2018.
- 2525 Venz, K. A., Hodell, D. A., Stanton, C., and Warnke, D. A.: A 1.0 myr record of Glacial North
2526 Atlantic Intermediate Water variability from ODP site 982 in the northeast Atlantic,
2527 *Paleoceanography*, 14, 42–52, 1999.
- 2528 Vidal, L., Schneider, R. R., Marchal, O., Bickert, T., Stocker, T. F., and Wefer, G.: Link between
2529 the North and South Atlantic during the Heinrich events of the last glacial period, *Clim. Dyn.*, 15,
2530 909–919, 1999.
- 2531 Visser, K., Thunell, R., and Goni, M.: Glacial–interglacial organic carbon record from the
2532 Makassar Strait, Indonesia: implications for regional changes in continental vegetation, *Quat.*
2533 *Sci. Rev.*, 23, 17–27, 2004.
- 2534 Voelker, A., Lebreiro, S., Schonfeld, J., Cacho, I., Erlenkeuser, H., and Abrantes, F.:
2535 Mediterranean outflow strengthening during northern hemisphere coolings: A salt source for the
2536 glacial Atlantic?, *Earth Planet. Sci. Lett.*, 245, 39–55, 2006.
- 2537 Voelker, A. H. L.: Zur Deutung der Dansgaard-Oeschger Ereignisse in ultra-hochauflösenden
2538 Sedimentprofilen aus dem Europäischen Nordmeer, [https://doi.org/10.2312/REPORTS-](https://doi.org/10.2312/REPORTS-IFG.1999.9)
2539 [IFG.1999.9](https://doi.org/10.2312/REPORTS-IFG.1999.9), 1999.
- 2540 Voelker, A. H. L. and de Abreu, L.: A review of abrupt climate change events in the northeastern
2541 Atlantic ocean (Iberian margin): Latitudinal, longitudinal, and vertical gradients, in: *Geophysical*

- 2542 Monograph Series, American Geophysical Union, Washington, D. C., 15–37, 2011a.
- 2543 Voelker, A. H. L. and de Abreu, L.: A Review of Abrupt Climate Change Events in the
2544 Northeastern Atlantic Ocean (Iberian Margin): Latitudinal, Longitudinal, and Vertical Gradients,
2545 in: Abrupt Climate Change: Mechanisms, Patterns, and Impacts, vol. 193, edited by: Rashid, H.,
2546 Polyak, L., and Mosley-Thompson, E., American Geophysical Union, Washington, D. C., 15–37,
2547 2011b.
- 2548 Voelker, A. H. L., de Abreu, L., Schönfeld, J., Erlenkeuser, H., and Abrantes, F.: Hydrographic
2549 conditions along the western Iberian margin during marine isotope stage 2, *Geochem. Geophys.*
2550 *Geosyst.*, 10, <https://doi.org/10.1029/2009gc002605>, 2009.
- 2551 Vogelgesang, E.: Paläo-Ozeanographie des Europäischen Nordmeeres an Hand stabiler
2552 Kohlenstoff- und Sauerstoffisotope, <https://doi.org/10.2312/REPORTS-SFB313.1990.23>, 1990.
- 2553 Vogelsang, E., Sarnthein, M., and Pflaumann, U.: d18O Stratigraphy, chronology, and sea
2554 surface temperatures of Atlantic sediment records (GLAMAP-2000 Kiel),
2555 <https://doi.org/10.2312/REPORTS-IFG.2001.13>, 2001.
- 2556 Voigt, I., Chiessi, C. M., Prange, M., Mulitza, S., Groeneveld, J., Varma, V., and Henrich, R.:
2557 Holocene shifts of the southern westerlies across the South Atlantic, *Paleoceanography*, 30,
2558 39–51, 2015.
- 2559 Voigt, I., Cruz, A. P. S., Mulitza, S., Chiessi, C. M., Mackensen, A., Lippold, J., Antz, B., Zabel,
2560 M., Zhang, Y., Barbosa, C. F., and Tisserand, A. A.: Variability in mid-depth ventilation of the
2561 western Atlantic Ocean during the last deglaciation, *Paleoceanography*, 32, 948–965, 2017.
- 2562 Volbers, A. N. A., Niebler, H.-S., Giraudeau, J., Schmidt, H., and Henrich, R.:
2563 Palaeoceanographic changes in the northern Benguela upwelling system over the last 245.000
2564 years as derived from planktic Foraminifera assemblages, in: *The South Atlantic in the Late*
2565 *Quaternary*, Springer Berlin Heidelberg, Berlin, Heidelberg, 601–622, 2003.
- 2566 Völpel, R., Mulitza, S., Paul, A., Lynch-Stieglitz, J., and Schulz, M.: Water mass versus sea level
2567 effects on benthic foraminiferal oxygen isotope ratios in the Atlantic Ocean during the LGM,
2568 *Paleoceanogr. Paleoclimatology*, 34, 98–121, 2019.
- 2569 Waddell, L. M., Hendy, I. L., Moore, T. C., and Lyle, M. W.: Ventilation of the abyssal Southern
2570 Ocean during the late Neogene: A new perspective from the subantarctic Pacific,
2571 *Paleoceanography*, 24, <https://doi.org/10.1029/2008pa001661>, 2009.
- 2572 Waelbroeck, C., Labeyrie, L., Duplessy, J.-C., Guiot, J., Labracherie, M., Leclaire, H., and
2573 Duprat, J.: Improving past sea surface temperature estimates based on planktonic fossil faunas,
2574 *Paleoceanography*, 13, 272–283, 1998.
- 2575 Waelbroeck, C., Duplessy, J.-C., Michel, E., Labeyrie, L., Paillard, D., and Duprat, J.: The timing
2576 of the last deglaciation in North Atlantic climate records, *Nature*, 412, 724–727, 2001.
- 2577 Waelbroeck, C., Labeyrie, L., Michel, E., Duplessy, J. C., McManus, J. F., Lambeck, K., Balbon,
2578 E., and Labracherie, M.: Sea-level and deep water temperature changes derived from benthic
2579 foraminifera isotopic records, *Quat. Sci. Rev.*, 21, 295–305, 2002.
- 2580 Waelbroeck, C., Levi, C., Duplessy, J., Labeyrie, L., Michel, E., Cortijo, E., Bassinot, F., and

- 2581 Guichard, F.: Distant origin of circulation changes in the Indian Ocean during the last
2582 deglaciation, *Earth Planet. Sci. Lett.*, 243, 244–251, 2006.
- 2583 Waelbroeck, C., Skinner, L. C., Labeyrie, L., Duplessy, J.-C., Michel, E., Vazquez Riveiros, N.,
2584 Gherardi, J.-M., and Dewilde, F.: The timing of deglacial circulation changes in the Atlantic,
2585 *Paleoceanography*, 26, PA3213, 2011.
- 2586 Wang, H., Lo Iacono, C., Wienberg, C., Titschack, J., and Hebbeln, D.: Cold-water coral
2587 mounds in the southern Alboran Sea (western Mediterranean Sea): Internal waves as an
2588 important driver for mound formation since the last deglaciation, *Mar. Geol.*, 412, 1–18, 2019.
- 2589 Wang, L., Sarnthein, M., Erlenkeuser, H., Grimalt, J., Grootes, P., Heilig, S., Ivanova, E.,
2590 Kienast, M., Pelejero, C., and Pflaumann, U.: East Asian monsoon climate during the Late
2591 Pleistocene: high-resolution sediment records from the South China Sea, *Mar. Geol.*, 156, 245–
2592 284, 1999a.
- 2593 Wang, L., Sarnthein, M., Grootes, P. M., and Erlenkeuser, H.: Millennial reoccurrence of
2594 century-scale abrupt events of East Asian Monsoon: A possible heat conveyor for the global
2595 deglaciation, *Paleoceanography*, 14, 725–731, 1999b.
- 2596 Wang, P., Prell, W. L., Blum, P., and et al. (Eds.): Proceedings of the ocean drilling program,
2597 184 initial reports, Ocean Drilling Program, 2000.
- 2598 Wang, P., Li, Q., Tian, J., He, J., Jian, Z., Ma, W., and Dang, H.: Monsoon influence on planktic
2599 $\delta^{18}\text{O}$ records from the South China Sea, *Quat. Sci. Rev.*, 142, 26–39, 2016.
- 2600 Wang, Y. V., Leduc, G., Regenberg, M., Andersen, N., Larsen, T., Blanz, T., and Schneider, R.
2601 R.: Northern and southern hemisphere controls on seasonal sea surface temperatures in the
2602 Indian Ocean during the last deglaciation, *Paleoceanography*, 28, 619–632, 2013.
- 2603 Wanninkhof, R., Zhang, J., Baringer, M., Langdon, C., Cai, W., Salisbury, J., and Byrne, R.:
2604 Carbon dioxide and hydrographic measurements during the 2007 NACP East Coast Cruise,
2605 https://doi.org/10.3334/cdiac/otg.clivar_nacp_east_coast_cruise_2007, 2007.
- 2606 Wanninkhof, R., Barbero, L., Baringer, M. O., Byrne, R. H., Cai, W.-J., Langdon, C., Lohrenz, S.
2607 E., Salisbury, J. E., and Zhang, J.-Z.: Dissolved inorganic carbon, total alkalinity, pH, fugacity of
2608 carbon dioxide, and other variables from surface observations using Niskin bottle, flow through
2609 pump and other instruments from NOAA Ship Ronald H. Brown in the Gulf of Mexico and East
2610 Coast of the United States during the second Gulf of Mexico and East Coast Carbon
2611 (GOMECC-2) Cruise from 2012-07-22 to 2012-08-13 (NCEI Accession 0117971),
2612 <https://doi.org/10.7289/V5542KJ0>, 2014.
- 2613 Wan, S. and Jian, Z.: Deep water exchanges between the South China Sea and the Pacific
2614 since the last glacial period, *Paleoceanography*, 29, 1162–1178, 2014.
- 2615 Wary, M., Eynaud, F., Sabine, M., Zaragosi, S., Rossignol, L., Malaizé, B., Palis, E., Zumaque,
2616 J., Cauille, C., Penaud, A., Michel, E., and Charlier, K.: Stratification of surface waters during the
2617 last glacial millennial climatic events: a key factor in subsurface and deep-water mass
2618 dynamics, *Clim. Past*, 11, 1507–1525, 2015.
- 2619 Weaver, P. P. E., Carter, L., and Neil, H. L.: Response of surface water masses and circulation
2620 to Late Quaternary climate change east of New Zealand, *Paleoceanography*, 13, 70–83, 1998.

- 2621 Weber, M.: Quantitative Ableitung sedimentphysikalischer Parameter mit Hilfe eines Multi-
2622 Sensor Core Loggers- neue Wege in der Analytik mariner Sedimente, Zeitschrift angewandte
2623 Geologie, 43, 144–153, 1997.
- 2624 Weber, M. E., Mayer, L. A., Hillaire-Marcel, C., Bilodeau, G., Rack, F., Hiscott, R. N., and Aksu,
2625 A. E.: Derivation of $\delta^{18}\text{O}$ from sediment core log data: Implications for millennial-scale climate
2626 change in the Labrador Sea, *Paleoceanography*, 16, 503–514, 2001.
- 2627 Weedon, G. P. and Hall, I. R.: Data report: Inorganic geochemistry of Miocene to recent
2628 samples from Chatham rise, southwest pacific, site 1123, in: Proceedings of the Ocean Drilling
2629 Program, 181 Scientific Results, Ocean Drilling Program, 2002.
- 2630 Wefer, G., Berger, W. H., Bickert, T., Donner, B., Fischer, G., von Mücke, S. K., Meinecke, G.,
2631 Müller, P. J., Mulitza, S., Niebler, H.-S., Pätzold, J., Schmidt, H., Schneider, R. R., and Segl, M.:
2632 Late Quaternary surface circulation of the south Atlantic: The stable isotope record and
2633 implications for heat transport and productivity, in: *The South Atlantic*, Springer Berlin
2634 Heidelberg, Berlin, Heidelberg, 461–502, 1996.
- 2635 Wefer, G., Berger, W. H., Bijma, J., and Fischer, G.: Clues to ocean history: A brief overview of
2636 proxies, in: *Use of Proxies in Paleoceanography*, Springer Berlin Heidelberg, Berlin, Heidelberg,
2637 1–68, 1999.
- 2638 Wei, G., Deng, W., Liu, Y., and Li, X.: High-resolution sea surface temperature records derived
2639 from foraminiferal Mg/Ca ratios during the last 260 ka in the northern South China Sea,
2640 *Palaeogeogr. Palaeoclimatol. Palaeoecol.*, 250, 126–138, 2007.
- 2641 Weinelt, M.: Veränderungen der Oberflächenzirkulation im Europäischen Nordmeer während
2642 der letzten 60.000 Jahre - Hinweise aus stabilen Isotopen, [https://doi.org/10.2312/REPORTS-](https://doi.org/10.2312/REPORTS-SFB313.1993.41)
2643 [SFB313.1993.41](https://doi.org/10.2312/REPORTS-SFB313.1993.41), 1993.
- 2644 Weinelt, M., Rosell-Melé, A., Pflaumann, U., Sarnthein, M., and Kiefer, T.: The role of
2645 productivity in the Northeast Atlantic on abrupt climate change over the last 80,000 years, *Z.*
2646 *Dtsch. Geol. Ges.*, 154, 47–66, 2003a.
- 2647 Weinelt, M., Vogelsang, E., Kucera, M., Pflaumann, U., Sarnthein, M., Voelker, A., Erlenkeuser,
2648 H., and Malmgren, B. A.: Variability of North Atlantic heat transfer during MIS 2,
2649 *Paleoceanography*, 18, <https://doi.org/10.1029/2002pa000772>, 2003b.
- 2650 Weiss, T. L., Linsley, B. K., Gordon, A. L., Rosenthal, Y., and Dannenmann-Di Palma, S.:
2651 Constraints on marine isotope stage 3 and 5 sea level from the flooding history of the karimata
2652 strait in Indonesia, *Paleoceanogr. Paleoclimatology*, 37, <https://doi.org/10.1029/2021pa004361>,
2653 2022.
- 2654 Weitzel, N., Andres, H., Baudouin, J.-P., Kapsch, M.-L., Mikolajewicz, U., Jonkers, L., Bothe, O.,
2655 Ziegler, E., Kleinen, T., Paul, A., and Rehfeld, K.: Towards spatio-temporal comparison of
2656 simulated and reconstructed sea surface temperatures for the last deglaciation, *Clim. Past*, 20,
2657 865–890, 2024.
- 2658 Weldeab, S., Schneider, R. R., Kölling, M., and Wefer, G.: Holocene African droughts relate to
2659 eastern equatorial Atlantic cooling, *Geology*, 33, 981, 2005.
- 2660 Weldeab, S., Schneider, R. R., and Kölling, M.: Deglacial sea surface temperature and salinity

- 2661 increase in the western tropical Atlantic in synchrony with high latitude climate instabilities, *Earth*
2662 *Planet. Sci. Lett.*, 241, 699–706, 2006.
- 2663 Weldeab, S., Lea, D. W., Schneider, R. R., and Andersen, N.: 155,000 years of West African
2664 monsoon and ocean thermal evolution, *Science*, 316, 1303–1307, 2007.
- 2665 Wells, P. and Okada, H.: Response of nanoplankton to major changes in sea-surface
2666 temperature and movements of hydrological fronts over Site DSDP 594 (south Chatham Rise,
2667 southeastern New Zealand), during the last 130 kyr, *Mar. Micropaleontol.*, 32, 341–363, 1997.
- 2668 Werner, K., Spielhagen, R. F., Bauch, D., Hass, H. C., Kandiano, E., and Zamelczyk, K.:
2669 Atlantic Water advection to the eastern Fram Strait — Multiproxy evidence for late Holocene
2670 variability, *Palaeogeogr. Palaeoclimatol. Palaeoecol.*, 308, 264–276, 2011.
- 2671 Werner, K., Spielhagen, R. F., Bauch, D., Hass, H. C., and Kandiano, E.: Atlantic Water
2672 advection versus sea-ice advances in the eastern Fram Strait during the last 9 ka: Multiproxy
2673 evidence for a two-phase Holocene, *Paleoceanography*, 28, 283–295, 2013.
- 2674 Werner, K., Müller, J., Husum, K., Spielhagen, R. F., Kandiano, E. S., and Polyak, L.: Holocene
2675 sea subsurface and surface water masses in the Fram Strait – Comparisons of temperature and
2676 sea-ice reconstructions, *Quat. Sci. Rev.*, 147, 194–209, 2016.
- 2677 Wilkens, R. H., Westerhold, T., Drury, A. J., Lyle, M., Gorgas, T., and Tian, J.: Revisiting the
2678 Ceara Rise, equatorial Atlantic Ocean: isotope stratigraphy of ODP Leg 154 from 0 to 5 Ma,
2679 *Clim. Past*, 13, 779–793, 2017.
- 2680 Williams, C., Flower, B. P., Hastings, D. W., Guilderson, T. P., Quinn, K. A., and Goddard, E. A.:
2681 Deglacial abrupt climate change in the Atlantic Warm Pool: A Gulf of Mexico perspective,
2682 *Paleoceanography*, 25, <https://doi.org/10.1029/2010pa001928>, 2010.
- 2683 Winn, K., Sarnthein, M., and Erlenkeuser, H.: D18O stratigraphy and chronology of Kiel
2684 sediment cores from the east Atlantic, <https://doi.org/10.2312/REPORTS-GPI.1991.45>, 1991.
- 2685 Winn, K., Werner, F., and Erlenkeuser, H.: Age model and stable isotope ratios of sediment
2686 cores from the South China Sea, <https://doi.org/10.1594/PANGAEA.807876>, 2013.
- 2687 Wollenburg, J. E., Kuhnt, W., and Mackensen, A.: Changes in Arctic Ocean paleoproductivity
2688 and hydrography during the last 145 kyr: The benthic foraminiferal record, *Paleoceanography*,
2689 16, 65–77, 2001.
- 2690 Wu, J., Liu, Z., and Zhou, C.: Late quaternary glacial cycle and precessional period of clay
2691 mineral assemblages in the western pacific warm pool, *Chin. Sci. Bull.*, 57, 3748–3760, 2012.
- 2692 Wu, J., Liu, Z., and Zhou, C.: Provenance and supply of Fe-enriched terrigenous sediments in
2693 the western equatorial Pacific and their relation to precipitation variations during the late
2694 Quaternary, *Glob. Planet. Change*, 108, 56–71, 2013.
- 2695 Xu, J., Kuhnt, W., Holbourn, A., Andersen, N., and Bartoli, G.: Changes in the vertical profile of
2696 the Indonesian Throughflow during Termination II: Evidence from the Timor Sea,
2697 *Paleoceanography*, 21, <https://doi.org/10.1029/2006pa001278>, 2006.
- 2698 Xu, J., Holbourn, A., Kuhnt, W., Jian, Z., and Kawamura, H.: Changes in the thermocline
2699 structure of the Indonesian outflow during Terminations I and II, *Earth Planet. Sci. Lett.*, 273,

- 2700 152–162, 2008.
- 2701 Xu, J., Kuhnt, W., Holbourn, A., Regenberg, M., and Andersen, N.: Indo-pacific warm pool
2702 variability during the Holocene and last glacial maximum, *Paleoceanography*, 25, PA4230,
2703 2010.
- 2704 Yamamoto, M., Oba, T., Shimamune, J., and Ueshima, T.: Orbital-scale anti-phase variation of
2705 sea surface temperature in mid-latitude North Pacific margins during the last 145,000 years,
2706 *Geophys. Res. Lett.*, 31, <https://doi.org/10.1029/2004gl020138>, 2004.
- 2707 Yamamoto, M., Suemune, R., and Oba, T.: Equatorward shift of the subarctic boundary in the
2708 northwestern Pacific during the last deglaciation, *Geophys. Res. Lett.*, 32,
2709 <https://doi.org/10.1029/2004gl021903>, 2005.
- 2710 Yamamoto, M., Yamamuro, M., and Tanaka, Y.: The California current system during the last
2711 136,000 years: response of the North Pacific High to precessional forcing, *Quat. Sci. Rev.*, 26,
2712 405–414, 2007.
- 2713 Yamamoto, M., Sai, H., Chen, M.-T., and Zhao, M.: The East Asian winter monsoon variability in
2714 response to precession during the past 150 000 yr, *Clim. Past*, 9, 2777–2788, 2013.
- 2715 Yu, J., Elderfield, H., and Hönisch, B.: B/Ca in planktonic foraminifera as a proxy for surface
2716 seawater pH, *Paleoceanography*, 22, PA2202, 2007.
- 2717 Yu, P.-S., Kienast, M., Chen, M.-T., Cacho, I., Flores, J. A., Mohtadi, M., and Mix, A. C.:
2718 Influences of extratropical water masses on equatorial Pacific cold tongue variability during the
2719 past 160 ka as revealed by faunal evidence of planktic foraminifers, *J. Quat. Sci.*, 27, 921–931,
2720 2012.
- 2721 Zabel, M., Bickert, T., Dittert, L., and Haese, R. R.: Significance of the sedimentary Al:Ti ratio as
2722 an indicator for variations in the circulation patterns of the equatorial North Atlantic,
2723 *Paleoceanography*, 14, 789–799, 1999.
- 2724 Zahn-Knoll, R.: Spätquaternäre Entwicklung von Küstenauftrieb und Tiefenwasserzirkulation im
2725 Nordost-Atlantik. Rekonstruktion anhand stabiler Isotope kalkschaliger Foraminiferen, Christian-
2726 Albrechts-Universität zu Kiel, 1986.
- 2727 Zahn, R., Winn, K., and Sarnthein, M.: Benthic foraminiferal $\delta^{13}\text{C}$ and accumulation rates of
2728 organic carbon: *Uvigerina Peregrina* group and *Cibicidoides Wuellerstorfi*, *Paleoceanography*,
2729 1, 27–42, 1986.
- 2730 Zaragosi, S., Eynaud, F., Pujol, C., Auffret, G. A., Turon, J.-L., and Garlan, T.: Initiation of the
2731 European deglaciation as recorded in the northwestern Bay of Biscay slope environments
2732 (Meriadzek Terrace and Trevelyan Escarpment): a multi-proxy approach, *Earth Planet. Sci.*
2733 *Lett.*, 188, 493–507, 2001.
- 2734 Zarriess, M. and Mackensen, A.: The tropical rainbelt and productivity changes off northwest
2735 Africa: A 31,000-year high-resolution record, *Mar. Micropaleontol.*, 76, 76–91, 2010.
- 2736 Zarriess, M. and Mackensen, A.: Testing the impact of seasonal phytodetritus deposition
2737 on $\delta^{13}\text{C}$ of epibenthic foraminifer *Cibicidoides wuellerstorfi*: A 31,000 year high-resolution record
2738 from the northwest African continental slope, *Paleoceanography*, 26,

- 2739 <https://doi.org/10.1029/2010pa001944>, 2011.
- 2740 Zarriess, M., Johnstone, H., Prange, M., Steph, S., Groeneveld, J., Mulitza, S., and Mackensen,
2741 A.: Bipolar seesaw in the northeastern tropical Atlantic during Heinrich stadials, *Geophys. Res.*
2742 *Lett.*, 38, L04706, 2011.
- 2743 Zhang, J., Wang, P., Li, Q., Cheng, X., Jin, H., and Zhang, S.: Western equatorial Pacific
2744 productivity and carbonate dissolution over the last 550 kyr: Foraminiferal and nannofossil
2745 evidence from ODP Hole 807A, *Mar. Micropaleontol.*, 64, 121–140, 2007.
- 2746 Zhang, S., Li, T., Chang, F., Yu, Z., Xiong, Z., and Wang, H.: Correspondence between the
2747 ENSO-like state and glacial-interglacial condition during the past 360 kyr, *Chin. J. Oceanol.*
2748 *Limnol.*, 35, 1018–1031, 2017.
- 2749 Zhang, S., Yu, Z., Gong, X., Wang, Y., Chang, F., Lohmman, G., Qi, Y., and Li, T.: Precession
2750 cycles of the El Niño/Southern oscillation-like system controlled by Pacific upper-ocean
2751 stratification, *Commun. Earth Environ.*, 2, <https://doi.org/10.1038/s43247-021-00305-5>, 2021.
- 2752 Zhang, Y., Chiessi, C. M., Mulitza, S., Zabel, M., Trindade, R. I. F., Hollanda, M. H. B. M.,
2753 Dantas, E. L., Govin, A., Tiedemann, R., and Wefer, G.: Origin of increased terrigenous supply
2754 to the NE South American continental margin during Heinrich Stadial 1 and the Younger Dryas,
2755 *Earth Planet. Sci. Lett.*, 432, 493–500, 2015.
- 2756 Zhao, M., Beveridge, N. A. S., Shackleton, N. J., Sarnthein, M., and Eglinton, G.: Molecular
2757 stratigraphy of cores off northwest Africa: Sea surface temperature history over the last 80 Ka,
2758 *Paleoceanography*, 10, 661–675, 1995.
- 2759 Zhao, M., Huang, C.-Y., Wang, C.-C., and Wei, G.: A millennial-scale U37K' sea-surface
2760 temperature record from the South China Sea (8°N) over the last 150 kyr: Monsoon and sea-
2761 level influence, *Palaeogeogr. Palaeoclimatol. Palaeoecol.*, 236, 39–55, 2006.
- 2762 Ziegler, M., Nürnberg, D., Karas, C., Tiedemann, R., and Lourens, L. J.: Persistent summer
2763 expansion of the Atlantic Warm Pool during glacial abrupt cold events, *Nat. Geosci.*, 1, 601–
2764 605, 2008.
- 2765 Zorzi, C., Desprat, S., Clément, C., Thirumalai, K., Oliviera, D., Anupama, K., Prasad, S., and
2766 Martinez, P.: When eastern India oscillated between desert versus Savannah-dominated
2767 vegetation, *Geophys. Res. Lett.*, 49, <https://doi.org/10.1029/2022gl099417>, 2022.
- 2768 Zumaque, J., Eynaud, F., Zaragosi, S., Marret, F., Matsuzaki, K. M., Kissel, C., Roche, D. M.,
2769 Malaizé, B., Michel, E., Billy, I., Richter, T., and Palis, E.: An ocean–ice coupled response
2770 during the last glacial: a view from a marine isotopic stage 3 record south of the Faeroe
2771 Shetland Gateway, *Clim. Past*, 8, 1997–2017, 2012.
- 2772 Zumaque, J., Eynaud, F., and de Vernal, A.: Holocene paleoceanography of the Bay of Biscay:
2773 Evidence for west-east linkages in the North Atlantic based on dinocyst data, *Palaeogeogr.*
2774 *Palaeoclimatol. Palaeoecol.*, 468, 403–413, 2017.
- 2775 Zuraida, R., Holbourn, A., Nürnberg, D., Kuhnt, W., Dürkop, A., and Erichsen, A.: Evidence for
2776 Indonesian Throughflow slowdown during Heinrich events 3–5, *Paleoceanography*, 24,
2777 <https://doi.org/10.1029/2008pa001653>, 2009.

