

# Correcting Thornthwaite potential evapotranspiration using a global grid of local coefficients to support temperature-based estimations of reference evapotranspiration and aridity indices

Vassilis Aschonitis<sup>1</sup>, Dimos Touloumidis<sup>2</sup>, Marie-Claire ten Veldhuis<sup>2</sup>, Miriam Coenders-Gerrits<sup>2</sup>

<sup>1</sup>Soil and Water Resources Institute, Hellenic Agricultural Organization – DEMETER, Thessaloniki – Thermi, 57001, Greece

<sup>2</sup>Water Resources Section, Delft University of Technology, Stevinweg 1, 2628 CN Delft, the Netherlands

Correspondence to: Vassilis Aschonitis (v.aschonitis@swri.gr)

## Supplementary Material

Table S1. Meteorological stations from USA-California (CIMIS database), Australia (AGBM database) and Europe (ECAD database).

No.	Code	Station	Region	Altitude (m)	Lat (Dec.deg.)	Long (Dec.Deg.)	Period	Köppen Class*
CA-1	6	Davis	USA-CA	18	38.54	-121.78	Sep 1982 - Aug 2016	Csa
CA-2	2	FivePoints	USA-CA	87	36.34	-120.11	Jun 1982 - Aug 2016	BSk
CA-3	5	Shafter	USA-CA	110	35.53	-119.28	Jun 1982 - Aug 2016	BWk
CA-4	7	Firebaugh/Telles	USA-CA	56	36.85	-120.59	Sep 1982 - Aug 2016	BSk
CA-5	12	Durham	USA-CA	40	39.61	-121.82	Oct 1982 - Aug 2016	Csa
CA-6	8	Gerber	USA-CA	76	40.04	-122.17	Sep 1982 - Aug 2014	Csa
CA-7	15	Stratford	USA-CA	59	36.16	-119.85	Nov 1982 - Aug 2016	BSk
CA-8	19	Castroville	USA-CA	3	36.77	-121.77	Nov 1982 - Aug 2016	Csb
CA-9	21	Kettleman	USA-CA	104	35.87	-119.89	Nov 1982 - Aug 2016	BSh
CA-10	27	Zamora	USA-CA	15	38.81	-121.91	Dec 1982 - May 2006	Cfa
CA-11	30	Nicolaus	USA-CA	10	38.87	-121.55	Jan 1983 - Dec 2011	Csa
CA-12	32	Colusa	USA-CA	17	39.23	-122.02	Jan 1983 - Aug 2016	Csa
CA-13	33	Visalia	USA-CA	107	36.3	-119.22	Jan 1983 - Feb 2007	BSk
CA-14	35	Bishop	USA-CA	1271	37.36	-118.41	Feb 1983 - Aug 2016	BWk
CA-15	39	Parlier	USA-CA	103	36.6	-119.5	May 1983 - Aug 2016	BSk
CA-16	41	Calipatria/Mulberry	USA-CA	-34	33.04	-115.42	Jul 1983 - Aug 2016	BWh
CA-17	43	McArthur	USA-CA	1009	41.06	-121.46	Dec 1983 - Aug 2016	Csb
CA-18	44	U.C.Riverside	USA-CA	311	33.96	-117.34	Jun 1985 - Aug 2016	BSk
CA-19	47	Brentwood	USA-CA	14	37.93	-121.66	Nov 1985 - Aug 2016	Csa
CA-20	49	Oceanside	USA-CA	15	33.26	-117.32	Mar 1986 - Oct 2003	BSk
CA-21	54	Blackwells Corner	USA-CA	215	35.65	-119.96	Oct 1986 - Aug 2016	BWk
CA-22	56	Los Banos	USA-CA	29	37.1	-120.75	Jun 1988 - Aug 2016	BSk
CA-23	61	Orland	USA-CA	60	39.69	-122.15	May 1987 - May 2010	Csa
CA-24	62	Temecula	USA-CA	433	33.49	-117.23	Nov 1986 - Aug 2016	Csa
CA-25	64	Santa Ynez	USA-CA	149	34.58	-120.08	Nov 1986 - Aug 2016	Csb
CA-26	68	Seeley	USA-CA	12	32.76	-115.73	May 1987 - Aug 2016	BWh
CA-27	70	Manteca	USA-CA	10	37.83	-121.22	Nov 1987 - Aug 2016	Csa
CA-28	71	Modesto	USA-CA	11	37.65	-121.19	Jul 1987 - Aug 2016	BSk
CA-29	77	Oakville	USA-CA	58	38.43	-122.41	Jan 1989 - Aug 2016	Csb
CA-30	75	Irvine	USA-CA	125	33.69	-117.72	Oct 1987 - Aug 2016	BSk
CA-31	78	Pomona	USA-CA	223	34.06	-117.81	Mar 1989 - Aug 2016	Csa

CA-32	80	Fresno State	USA-CA	103	36.82	-119.74	Oct 1988 - Aug 2016	BSk
CA-33	83	Santa Rosa	USA-CA	24	38.4	-122.8	Jan 1990 - Aug 2016	Csb
CA-34	84	Browns Valley	USA-CA	287	39.25	-121.32	Apr 1989 - Aug 2016	Csa
CA-35	85	Hopland F.S.	USA-CA	354	39.01	-123.08	Sep 1989 - Apr 2016	Csa
CA-36	86	Lindcove	USA-CA	146	36.36	-119.06	May 1989 - Aug 2016	BSk
CA-37	87	Meloland	USA-CA	-15	32.81	-115.45	Dec 1989 - Aug 2016	BWh
CA-38	88	Cuyama	USA-CA	698	34.94	-119.67	May 1989 - Aug 2016	BWk
CA-39	91	Tulelake F.S.	USA-CA	1230	41.96	-121.47	Mar 1989 - Aug 2016	BSk
CA-40	92	Kesterson	USA-CA	23	37.23	-120.88	Oct 1989 - Aug 2016	BSk
CA-41	94	Goletta foothills	USA-CA	195	34.47	-119.87	Jul 1989 - Jul 2016	Csb
CA-42	99	Santa Monica	USA-CA	104	34.04	-118.48	Dec 1992 - Aug 2016	BSk
CA-43	103	Windsor	USA-CA	26	38.53	-122.83	Dec 1990 - Aug 2016	Csb
CA-44	104	De Laveaga	USA-CA	91	37	-122	Sep 1990 - Aug 2016	Csb
CA-45	105	Westlands	USA-CA	58	36.63	-120.38	Apr 1992 - Aug 2016	BSk
CA-46	106	Sanel Valley	USA-CA	160	38.98	-123.09	Feb 1991 - Aug 2016	Csb
CA-47	57	Buntingville	USA-CA	1221	40.29	-120.43	June 1986 - Sep 2016	Dsb
CA-48	90	Alturas	USA-CA	1343	41.44	-120.48	Apr 1989 - Sep 2016	Dsb
CA-49	151	Ripley	USA-CA	77	33.53	-114.63	Dec 1998 - Sep 2016	BWh
CA-50	183	Owens Lake North	USA-CA	1123	36.49	-117.92	Dec 2002 - Sep 2016	BWk
CA-51	147	Otay Lake	USA-CA	177	32.63	-116.94	Apr 1999 - Sep 2016	BWk
CA-52	175	Palo Verde II	USA-CA	70	33.38	-114.72	Jan 2001 - Sep 2016	BWh
CA-53	135	Blynthe NE	USA-CA	84	33.66	-114.56	Jan 1997 - Sep 2016	BWh
CA-54	155	Bryte	USA-CA	12	38.6	-121.54	Dec 1998 - Sep 2016	Csa
CA-55	159	Monrovia	USA-CA	181	34.15	-117.99	Oct 1999 - Sep 2016	Csa
CA-56	161	Patterson	USA-CA	56	37.44	-121.14	Aug 1999 - Sep 2016	BSk
CA-57	174	Long Beach	USA-CA	5	33.8	-118.09	Sep 2000 - Sep 2016	BSk
CA-58	173	Torrey Pines	USA-CA	102	32.9	-117.25	Nov 2000 - Sep 2016	BSk
CA-59	150	Miramar	USA-CA	136	32.89	-117.14	Apr 1999 - Sep 2016	BSk
CA-60	153	Escondido SPV	USA-CA	119	33.08	-116.98	Feb 1999 - Sep 2016	BSk
A-1	32040	Townsville Aero	Australia	4	-19.25	146.77	(1940/1996-2016)#	As
A-2	33307	Woolshed	Australia	556	-19.42	146.54	(1990/2003-2016)	Csa
A-3	2056	Kununurra Aero	Australia	44	-15.78	128.71	(1971/1990-2016)	BSh
A-4	35264	Emerald	Australia	189	-23.57	148.18	(1990/1998-2016)	BSh
A-5	24024	Loxton R.C.	Australia	30	-34.44	140.6	(1984/1998-2016)	BSk
A-6	74037	Yanco AG.I.	Australia	164	-34.62	146.43	(1957/1999-2016)	BSk
A-7	74258	Deniliquin Airp.AWS	Australia	94	-35.56	144.95	(1990/2003-2016)	BSk
A-8	75041	Griffith Airp.AWS	Australia	134	-34.25	146.07	(1958/1990-2016)	BSk
A-9	76031	Mildura Airp.	Australia	50	-34.24	142.09	(1946/1993-2016)	BSk
A-10	24048	Renmark Apt.1	Australia	32	-34.2	140.68	(1990/2003-2016)	BWk
A-11	40082	University of QLD G.	Australia	89	-27.54	152.34	(1897/1995-2016)	Cfa
A-12	40922	Kingaroy Airp.	Australia	434	-26.57	151.84	(1990/2003-2016)	Cfa
A-13	41359	Oakey Aero	Australia	406	-27.4	151.74	(1970/1996-2016)	Cfa
A-14	41522	Dalby Airp.	Australia	344	-27.16	151.26	(1990/2006-2016)	BSh
A-15	41525	Warwick	Australia	475	-28.21	152.1	(1990/2000-2016)	Cfa
A-16	41529	Toowoomba Airp.	Australia	641	-27.54	151.91	(1990/1997-2016)	Cfa
A-17	80091	Kyabram	Australia	105	-36.34	145.06	(1964/1990-2016)	Cfa
A-18	81049	Tatura I.S.A.	Australia	114	-36.44	145.27	(1942/1990-2016)	Cfa
A-19	81124	Yarrawonga	Australia	129	-36.03	146.03	(1990/2003-2016)	Cfa
A-20	81125	Shepparton Airp.	Australia	114	-36.43	145.39	(1990/1996-2016)	BSk
A-21	41175	Applethorpe	Australia	872	-28.62	151.95	(1966/2006-2016)	Cfb
A-22	81123	Bendigo Airp.	Australia	208	-36.74	144.33	(1990/2004-2016)	Cfa
A-23	85072	East sale Airp.	Australia	5	-38.12	147.13	(1943/1996-2016)	Cfb
A-24	85279	Bairnsdale Airp.	Australia	49	-37.88	147.57	(1942/2003-2016)	Cfb
A-25	85280	Morwell L.V.Airp.	Australia	56	-38.21	146.47	(1984/1999-2016)	Cfb
A-26	85296	Mount Moornapa	Australia	480	-37.75	147.14	(1990/2003-2016)	Cfb
A-27	90035	Colac	Australia	261	-38.23	143.79	(1990/2003-2016)	Cfb
A-28	9538	Dwellingup	Australia	267	-32.71	116.06	(1934/1990-2016)	Csa
A-29	9617	Bridgetown	Australia	179	-33.95	116.13	(1990/2003-2016)	Csb

A-30	23373	Nuriootpa Pirs	Australia	275	-34.48	139.01	(1990/1996-2016)	Csa
A-31	26021	Mount Gambier Aero	Australia	63	-37.75	140.77	(1942/1994-2016)	Csb
A-32	26091	Coonawarra	Australia	57	-37.29	140.83	(1985/1990-2016)	Csb
A-33	66062	Sydney (Obs.Hill)	Australia	39	-33.86	151.205	(1858/1990-2016)	Cfa
A-34	33002	Ayr DPI Res.St.	Australia	17	-19.62	147.38	(1951/1994-2016)	As
A-35	7176	Newman Aero	Australia	524	-23.42	119.8	(1971/2003-2016)	BWh
A-36	13017	Giles	Australia	598	-25.03	128.3	(1956/1990-2016)	BWh
A-37	11052	Forrest	Australia	159	-30.85	128.11	(1990/2003-2016)	BWh
A-38	11003	Eucla	Australia	93	-31.68	128.9	(1876/1995-2016)	BSk
A-39	12071	Salmon Gums	Australia	249	-32.99	121.62	(1932/2003-2016)	BSk
A-40	7045	Meekatharra Airp.	Australia	517	-26.61	118.54	(1944/1992-2016)	BWh
A-41	1025	Doongan	Australia	385	-15.38	126.31	(1988/1990-2016)	As
A-42	2012	Halls Creek Airp.	Australia	422	-18.23	127.66	(1944/1996-2016)	BSH
A-43	13015	Carnegie	Australia	448	-25.8	122.98	(1942/1990-2016)	BWh
A-44	3080	Curtin Aero	Australia	78	-17.58	123.83	(1990/2003-2016)	BSH
A-45	6022	Gascoyne Junction	Australia	144	-25.05	115.21	(1907/1990-2016)	BWh
A-46	9789	Esperance	Australia	25	-33.83	121.89	(1969/1990-2016)	Csb
A-47	91223	Marrawah	Australia	107	-40.91	144.71	(1971/1990-2016)	Cfb
A-48	18106	Nullarbor	Australia	64	-31.45	130.9	(1986/2006-2016)	BSk
A-49	16090	Coober Pedy Airp.	Australia	225	-29.03	134.72	(1990/2004-2016)	BWh
A-50	16085	Marla Police St.	Australia	323	-27.3	133.62	(1985/1990-2016)	BWh
A-51	13011	Warburton Airfield	Australia	459	-26.13	126.58	(1940/2003-2016)	BWh
A-52	15528	Yuendumu	Australia	667	-22.26	131.8	(1952/1990-2016)	BWh
A-53	15666	Rabbit Flat	Australia	340	-20.18	130.01	(1990/1996-2016)	BSH
A-54	14829	Lajamanu Airp.	Australia	316	-18.33	130.64	(1952/1990-2016)	BSH
A-55	15135	Tennant Creek Airp.	Australia	376	-19.64	134.18	(1969/1992-2016)	BSH
A-56	37010	Camooweal Township	Australia	231	-19.92	138.12	(1891/2003-2016)	BSH
A-57	14707	Wollogorang	Australia	60	-17.21	137.95	(1967/1990-2016)	As
A-58	14938	Mango Farm	Australia	15	-13.74	130.68	(1980/1990-2016)	Aw
A-59	69134	Batemans Bay	Australia	11	-35.72	150.19	(1985/1991-2016)	Cfb
A-60	14198	Jabiru Airp.	Australia	27	-12.66	132.89	(1971/1990-2016)	Aw
A-61	28008	Lockhart River Airp.	Australia	19	-12.79	143.3	(1956/2001-2016)	Aw
A-62	34084	Charters Towers Airp.	Australia	290	-20.05	146.27	(1990/1992-2016)	BSH
A-63	29038	Kowanyama Airp.	Australia	10	-15.48	141.75	(1912/1999-2016)	As
A-64	32078	Ingham Composite	Australia	12	-18.65	146.18	(1968/1990-2016)	Am
A-65	40854	Logan City W.T.P.	Australia	14	-27.68	153.19	(1990/1992-2016)	Cfa
A-66	8095	Mullewa	Australia	268	-28.54	115.51	(1896/1990-2016)	BSH
A-67	8251	Kalbarri	Australia	6	-27.71	114.17	(1970/1990-2016)	BSH
A-68	8225	Eneabba	Australia	100	-29.82	115.27	(1964/1990-2016)	Csa
A-69	7139	Paynes find	Australia	339	-28.5	119.74	(1919/1990-2016)	BSH
A-70	10007	Bencubbin	Australia	359	-30.81	117.86	(1912/1990-2016)	BSH
A-71	10092	Merredin	Australia	315	-31.48	118.28	(1903/1990-2016)	BSH
A-72	12038	Kalgoorlie-Boulder Airp.	Australia	365	-30.78	121.45	(1939/1994-2016)	BSH
A-73	16098	Tarcoola Aero	Australia	123	-30.71	134.58	(1990/1999-2016)	BWh
A-74	18195	Minnipa Pirs	Australia	165	-32.84	135.15	(1990/2003-2016)	BSk
A-75	46126	Tibooburra Airp.	Australia	176	-29.44	142.06	(1990/2003-2016)	BWh
A-76	48245	Boorke Airp. AWS	Australia	107	-30.04	145.95	(1990/2002-2016)	BSH
A-77	55325	Tamworth Airp. AWS	Australia	395	-31.07	150.84	(1990/2006-2016)	Cfa
A-78	38026	Birdsville Airp.	Australia	47	-25.9	139.35	(1990/2001-2016)	BWh
A-79	30161	Richmond Airp.	Australia	206	-20.7	143.12	(1990/2003-2016)	BSH
A-80	33013	Collinsville Airp.	Australia	196	-20.55	147.85	(1939/1990-2016)	BSH
Eu-1	32	Bourges	Europe	161	47.059	2.359	Mar 1987 - Jul 2020	Cfb
Eu-2	34	Bordeaux-Merignac	Europe	47	44.831	-0.691	Jan 1978 - May 2020	Cfb
Eu-3	36	Perpignan	Europe	42	42.737	2.873	Jan 1931 - Aug 2020	Csa
Eu-4	39	Marignane	Europe	9	43.438	5.216	Dec 1960 - Jun 2020	Csa
Eu-5	40	Bamberg	Europe	240	49.875	10.922	Oct 1954 - Sep 2020	Dfb
Eu-6	42	Bremen	Europe	4	53.046	8.799	Jan 1936 - Sep 2020	Cfb
Eu-7	43	Dresden Wahnsdorf	Europe	246	51.117	13.683	Jan 1934 - Sep 2020	Dfb

Eu-8	44	Frankfurt	Europe	112	50.046	8.598	Jul 1935 - Sep 2020	Cfb
Eu-9	45	Halle	Europe	93	51.514	11.951	Dec 1953 - Mar 2015	Cfb
Eu-10	47	Hamburg Fuhlsbuettel	Europe	11	53.635	9.99	Sep 1938 - Sep 2020	Cfb
Eu-11	48	Hohenpeissenberg	Europe	977	47.802	11.012	Jan 1937 - Sep 2020	Dfb
Eu-12	51	Karlsruhe	Europe	112	49.039	8.365	Jan 1936 - Sep 2020	Cfb
Eu-13	52	Muenchen	Europe	515	48.164	11.544	Jan 1936 - Sep 2020	Dfb
Eu-14	54	Potsdam	Europe	81	52.383	13.064	1/01/1893 - Sep 2020	Dfb
Eu-15	58	Zugspitze	Europe	2964	47.422	10.987	Aug 1900 - Sep 2020	ET
Eu-16	66	Reykjavik	Europe	52	64.127	-21.903	Jan 1964 - Sep 2020	Dfc
Eu-17	120	Birr	Europe	70	53.09	-7.876	Oct 1954 - Dec 2017	Cfb
Eu-18	121	Dublin Phoenix Park	Europe	49	53.364	-6.319	01/09/1895 - Sep 2020	Cfb
Eu-19	122	Malin Head	Europe	21	55.372	-7.34	Jun 1981 - Oct 2018	Cfb
Eu-20	123	Valentia Observatory	Europe	9	51.939	-10.222	Oct 1939 - Oct 2018	Cfb
Eu-21	161	De Kooy	Europe	1	52.927	4.781	Sep 1908 - Sep 2020	Cfb
Eu-22	162	De Bilt	Europe	1	52.099	5.179	Jan 1901 - Sep 2020	Cfb
Eu-23	164	Eelde	Europe	5	53.123	6.584	Jan 1906 - Sep 2020	Cfb
Eu-24	166	Vlissingen	Europe	8	51.441	3.596	Jan 1907 - Sep 2020	Cfb
Eu-25	168	Maastricht	Europe	114	50.905	5.762	Jan 1906 - Sep 2020	Cfb
Eu-26	190	Karasjok	Europe	129	69.467	25.503	Jan 1961 - Nov 2020	Dfc
Eu-27	193	Oslo Blindern	Europe	94	59.943	10.721	Jan 1952 - Dec 2020	Dfb
Eu-28	227	Hurbanovo	Europe	115	47.867	18.183	Jan 1951 - Apr 2020	Dfb
Eu-29	228	Ljubljana Bezigrad	Europe	299	46.066	14.513	Jan 1948 - Sep 2020	Dfb
Eu-30	229	Badajoz/Talavera La Real	Europe	185	38.883	-6.829	Apr 1955 - Sep 2020	Csa
Eu-31	230	Madrid - Retiro	Europe	667	40.412	-3.678	Jan 1920 - Sep 2020	BSk
Eu-32	231	Malaga Aeropuerto	Europe	7	36.667	-4.488	Dec 1947 - Sep 2020	Csa
Eu-33	232	Navacerrada	Europe	1894	40.781	-4.01	Mar 1951 - Sep 2020	Dsb
Eu-34	233	Salamanca Aeropuerto	Europe	790	40.959	-5.498	Jan 1951 - Sep 2020	BSk
Eu-35	234	San Sebastian - Igueldo	Europe	251	43.308	-2.039	Jan 1933 - Sep 2020	Cfb
Eu-36	237	Valencia	Europe	11	39.481	-0.366	Feb 1938 - Sep 2020	BSk
Eu-37	238	Zaragoza Aeropuerto	Europe	247	41.662	-1.008	Jan 1951 - Sep 2020	BSk
Eu-38	265	Bergen Florida	Europe	12	60.383	5.333	Jan 1957 - Sep 2020	Cfb
Eu-39	266	Bodoe Vi	Europe	11	67.267	14.359	Jan 1961 - Sep 2020	Dfc
Eu-40	268	Voru	Europe	82	57.846	27.019	Jan 1966 - Dec 2020	Dfb
Eu-41	309	Alicante El Altet	Europe	43	38.283	-0.571	Mar 1967 - Sep 2020	BSH
Eu-42	322	Rennes-St Jacques	Europe	36	48.069	-1.734	Oct 1967 - Aug 2020	Cfb
Eu-43	323	Strasbourg-Entzheim	Europe	150	48.549	7.64	Aug 1974 - Jul 2020	Cfb
Eu-44	324	Lindenberg	Europe	98	52.209	14.12	Jun 1906 - Sep 2020	Dfb
Eu-45	328	Tromso	Europe	100	69.654	18.928	Jan 1961 - Nov 2020	Dfc
Eu-46	334	Poprad/Tatry	Europe	694	49.067	20.233	Jan 1951 - Apr 2020	Dfb
Eu-47	336	Albacete Los Llanos	Europe	704	38.952	-1.863	Jan 1951 - Sep 2020	BSk
Eu-48	337	Cordoba Aeropuerto	Europe	90	37.844	-4.846	Apr 1959 - Sep 2020	Csa
Eu-49	356	Aachen	Europe	202	50.784	6.095	Jan 1935 - Apr 2011	Cfb
Eu-50	411	Marknesse	Europe	-3	52.702	5.887	Sep 1993 - Sep 2020	Cfb
Eu-51	412	Alicante	Europe	81	38.373	-0.494	Sep 1938 - Sep 2020	BSH
Eu-52	413	Lauwersoog	Europe	2	53.412	6.199	Mar 1991 - Sep 2020	Cfb
Eu-53	414	Burgos-Villafria	Europe	890	42.356	-3.633	Jan 1951 - Sep 2020	Cfb
Eu-54	415	Cadiz	Europe	1	36.501	-6.257	Oct 1955 - Dec 2017	Csa
Eu-55	416	Ciudad Real	Europe	628	38.989	-3.919	Jan 1951 - Sep 2020	BSk
Eu-56	417	Granada	Europe	687	37.137	-3.631	Jun 1941 - Sep 2020	Csa
Eu-57	418	Huelva (Ronda Del Este)	Europe	19	37.28	-6.909	Jul 1951 - Sep 2020	Csa
Eu-58	419	Huesca	Europe	541	42.083	-0.326	Jan 1951 - Sep 2020	Cfa
Eu-59	420	A Coruna	Europe	58	43.367	-8.419	Jan 1951 - Sep 2020	Csb
Eu-60	421	Murcia	Europe	61	38.003	-1.169	Jan 1961 - Sep 2020	BSH
Eu-61	422	Pamplona	Europe	459	42.777	-1.65	Oct 1953 - Sep 2020	Cfb
Eu-62	423	Sevilla/San Pablo	Europe	34	37.417	-5.879	Jan 1951 - Sep 2020	Csa
Eu-63	424	Soria	Europe	1082	41.775	-2.483	Jan 1951 - Sep 2020	Cfb
Eu-64	425	Valladolid	Europe	735	41.65	-4.767	Oct 1973 - Sep 2020	Csa
Eu-65	434	Brest-Guipavas	Europe	94	48.444	-4.412	Mar 1987 - Jul 2020	Cfb

Eu-66	438	Cabauw	Europe	0	51.969	4.926	Aug 1986 - Sep 2020	Cfb
Eu-67	442	Volkel	Europe	20	51.658	5.707	Oct 1992 - Sep 2020	Cfb
Eu-68	451	Berkhout	Europe	-2	52.643	4.979	Mar 1999 - Sep 2020	Cfb
Eu-69	453	Heino	Europe	3	52.434	6.259	Jul 1993 - Sep 2020	Cfb
Eu-70	454	Hupsel	Europe	29	52.068	6.657	Oct 1989 - Sep 2020	Cfb
Eu-71	455	Tenerife/Los Rodeos	Europe	632	28.478	-16.329	Aug 1941 - Sep 2020	Csb
Eu-72	462	Goteborg A	Europe	5	57.716	11.994	Jan 1983 - Sep 2020	Dfb
Eu-73	464	Arcen	Europe	19	51.497	6.196	Feb 1991 - Sep 2020	Cfb
Eu-74	469	List/Sylt	Europe	26	55.013	8.413	Aug 1972 - Sep 2020	Cfb
Eu-75	470	Schleswig	Europe	43	54.529	9.549	May 1949 - Sep 2020	Cfb
Eu-76	471	Westermarkeisdorf/Fehmarn	Europe	3	54.529	11.062	Mar 1950 - Sep 2020	Cfb
Eu-77	472	Rostock-Warnemunde	Europe	4	54.182	12.082	Jan 1951 - Sep 2020	Cfb
Eu-78	473	Greifswald	Europe	2	54.098	13.408	Feb 1936 - Sep 2020	Dfb
Eu-79	474	Emden-Flugplatz	Europe	0	53.389	7.227	Aug 1947 - Sep 2020	Cfb
Eu-80	475	Neuruppin	Europe	38	52.905	12.808	Jan 1962 - Apr 2019	Dfb
Eu-81	476	Hannover	Europe	55	52.466	9.679	Jan 1936 - Sep 2020	Cfb
Eu-82	477	Magdeburg	Europe	76	52.103	11.584	Oct 1934 - Sep 2020	Cfb
Eu-83	478	Herwijnen	Europe	0	51.858	5.145	Mar 1990 - Sep 2020	Cfb
Eu-84	479	Dusseldorf	Europe	37	51.297	6.77	Jan 1935 - Sep 2020	Cfb
Eu-85	480	Kassel	Europe	231	51.298	9.443	Jan 1951 - Nov 2013	Cfb
Eu-86	482	Leipzig-Schkeuditz	Europe	131	51.436	12.241	Jan 1934 - Sep 2020	Cfb
Eu-87	483	Dresden-Klotzsche	Europe	227	51.129	13.756	Jan 1934 - Sep 2020	Dfb
Eu-88	484	Gorlitz	Europe	238	51.163	14.953	Jan 1951 - Sep 2020	Dfb
Eu-89	485	Nurburg-Barweiler	Europe	485	50.361	6.87	Mar 1995 - Sep 2020	Cfb
Eu-90	486	Meiningen	Europe	450	50.563	10.377	Jan 1979 - Sep 2020	Dfb
Eu-91	487	Erfurt-Bindersleben	Europe	316	50.984	10.963	Jan 1951 - Sep 2020	Dfb
Eu-92	488	Fichtelberg	Europe	1213	50.429	12.955	Oct 1921 - Sep 2020	Dfc
Eu-93	489	Wurzburg	Europe	268	49.771	9.959	Jan 1947 - Sep 2020	Cfb
Eu-94	490	Hof	Europe	565	50.313	11.878	Jan 1947 - Sep 2020	Dfb
Eu-95	491	Saarbrucken/Ensheim	Europe	320	49.214	7.108	Sep 1955 - Sep 2020	Cfb
Eu-96	492	Nurnberg	Europe	314	49.504	11.057	Jan 1936 - Sep 2020	Dfb
Eu-97	493	Straubing	Europe	351	48.828	12.56	Jan 1951 - Sep 2020	Dfb
Eu-98	494	Augsburg	Europe	461	48.426	10.943	Jan 1947 - Sep 2020	Dfb
Eu-99	495	Konstanz	Europe	443	47.678	9.191	Jan 1946 - Sep 2020	Cfb
Eu-100	496	Kempen	Europe	705	47.724	10.336	Jan 1952 - Sep 2020	Dfb
Eu-101	500	Nieuw Beerta	Europe	0	53.194	7.149	Jan 1990 - Sep 2020	Cfb
Eu-102	567	Wilhelminadorp	Europe	1	51.526	3.883	Nov 1989 - Sep 2020	Cfb
Eu-103	593	Schiphol	Europe	-3	52.316	4.79	Jan 1963 - Sep 2020	Cfb
Eu-104	594	Hoorn Terschelling	Europe	0	53.391	5.346	Jun 1994 - Sep 2020	Cfb
Eu-105	596	Stavoren	Europe	-1	52.897	5.383	Aug 1993 - Sep 2020	Cfb
Eu-106	597	Lelystad	Europe	-3	52.457	5.519	Jan 1990 - Sep 2020	Cfb
Eu-107	598	Rotterdam	Europe	-4	51.961	4.447	Jan 1978 - Sep 2020	Cfb
Eu-108	599	Gilze-Rijen	Europe	11	51.565	4.935	Nov 1951 - Sep 2020	Cfb
Eu-109	600	Ell	Europe	30	51.197	5.763	Jul 1999 - Sep 2020	Cfb
Eu-110	602	Hoek Van Holland	Europe	11	51.991	4.122	Aug 1995 - Sep 2020	Cfb
Eu-111	603	Leeuwarden	Europe	0	53.223	5.752	Sep 1955 - Sep 2020	Cfb
Eu-112	738	Caen-Carpiquet	Europe	67	49.18	-0.456	Jan 1974 - May 2020	Cfb
Eu-113	742	Nantes-Bouguenais	Europe	26	47.15	-1.609	Mar 1986 - Jul 2020	Cfb
Eu-114	745	Dijon-Longvic	Europe	219	47.268	5.088	Oct 1976 - Jul 2020	Cfb
Eu-115	750	Clermont-Ferrand	Europe	331	45.787	3.149	Jan 1978 - Aug 2020	Cfb
Eu-116	755	Embrun	Europe	871	44.566	6.502	Jan 1980 - Aug 2020	Cfb
Eu-117	757	Nice	Europe	2	43.649	7.209	Oct 1967 - Dec 2017	Csa
Eu-118	758	Bastia	Europe	10	42.541	9.485	Jan 1991 - May 2020	Csa
Eu-119	786	Montelimar	Europe	73	44.581	4.733	Jan 1949 - May 2020	Cfa
Eu-120	812	Kahler Asten (Wst)	Europe	839	51.182	8.49	Jan 1947 - Sep 2020	Dfb
Eu-121	942	Karasjok-Markannjarga	Europe	131	69.463	25.502	Jan 1961 - Nov 2020	Dfc
Eu-122	970	Casement Aerodrome	Europe	94	53.306	-6.439	Jan 1961 - Sep 2020	Cfb
Eu-123	1042	Lyngor Fyr	Europe	4	58.633	9.15	Jan 1973 - Sep 2020	Dfb

Eu-124	1046	Sola	Europe	7	58.884	5.637	Jan 1953 - Sep 2020	Cfb
Eu-125	1052	Vaernes	Europe	12	63.5	10.89	Jan 1982 - Sep 2020	Dfb
Eu-126	1388	Izana	Europe	2371	28.309	-16.499	Jan 1920 - Sep 2020	Csb
Eu-127	1389	Melilla	Europe	47	35.278	-2.955	Sep 1970 - Sep 2020	BSH
Eu-128	1392	Santander Centro	Europe	64	43.464	-3.819	Jan 1931 - Sep 2020	Cfb
Eu-129	1393	Bilbao Aeropuerto	Europe	42	43.298	-2.906	Nov 1952 - Sep 2020	Cfb
Eu-130	1394	Santiago De Compostela/Labacolla	Europe	370	42.888	-8.411	Feb 1956 - Sep 2020	Csb
Eu-131	1395	Vigo Peinador	Europe	261	42.239	-8.624	Feb 1977 - Sep 2020	Csb
Eu-132	1396	Ponferrada	Europe	534	42.564	-6.6	Jan 1951 - Sep 2020	Csb
Eu-133	1397	Leon Virgen Del Camino	Europe	916	42.589	-5.649	Jan 1951 - Sep 2020	Csb
Eu-134	1398	Logrono-Agoncillo	Europe	353	42.452	-2.331	Oct 1951 - Sep 2020	BSk
Eu-135	1399	Zamora	Europe	656	41.517	-5.733	Jan 1951 - Sep 2020	BSk
Eu-136	1401	Reus/Aeropuerto	Europe	71	41.149	1.179	May 1953 - Sep 2020	Csa
Eu-137	1404	Murcia/San Javier	Europe	4	37.789	-0.803	Jan 1951 - Sep 2020	BSk
Eu-138	1405	Jerez De La Frontera	Europe	27	36.751	-6.056	Aug 1960 - Sep 2020	Csa
Eu-139	1718	Dublin Airport	Europe	71	53.428	-6.241	1/09/1895 - Sep 2020	Cfb
Eu-140	1752	Kredarica	Europe	2513	46.378	13.849	Jan 1955 - Sep 2020	ET
Eu-141	2006	Brocken	Europe	1142	51.8	10.62	Jan 1938 - Sep 2020	Dfc
Eu-142	2135	Roches Point	Europe	43	51.793	-8.244	Dec 1955 - Mar 2004	Cfb
Eu-143	2138	Kilkenny	Europe	63	52.67	-7.27	Jun 1957 - Oct 2009	Cfb
Eu-144	2139	Shannon	Europe	6	52.69	-8.918	Sep 1945 - Sep 2020	Cfb
Eu-145	2140	Claremorris	Europe	69	53.72	-8.98	Jan 1950 - Jun 2001	Cfb
Eu-146	2142	Clones	Europe	87	54.18	-7.23	Jan 1951 - Sep 2017	Cfb
Eu-147	2143	Belmullet	Europe	9	54.23	-10	Sep 1956 - Oct 2018	Cfb
Eu-148	2190	Tours	Europe	108	47.444	0.727	Jan 1961 - Aug 2020	Cfb
Eu-149	2195	Limoges - Bellegarde	Europe	402	45.861	1.175	Oct 1967 - Jul 2020	Cfb
Eu-150	2200	Millau	Europe	712	44.118	3.018	Oct 1967 - May 2020	Cfb
Eu-151	2209	Ajaccio	Europe	5	41.918	8.793	Jul 1970 - Apr 2020	Csa
Eu-152	2230	Bergen/Flesland	Europe	48	60.289	5.226	Apr 1965 - Dec 2020	Cfb
Eu-153	2563	Deelen	Europe	50	52.055	5.872	Jan 1963 - Sep 2020	Cfb
Eu-154	2565	Hoogeveen	Europe	15	52.749	6.573	Oct 1989 - Sep 2020	Cfb
Eu-155	2566	Eindhoven	Europe	22	51.449	5.377	Jan 1978 - Sep 2020	Cfb
Eu-156	2569	Twenthe	Europe	33	52.273	6.891	Jan 1971 - Sep 2020	Cfb
Eu-157	2570	Valkenburg	Europe	0	52.17	4.429	Sep 1951 - Sep 2020	Cfb
Eu-158	2571	Westdorpe	Europe	1	51.224	3.861	Jun 1991 - Sep 2020	Cfb
Eu-159	2605	Kise Pa Hedmark	Europe	128	60.781	10.812	Jan 1959 - Dec 2020	Dfb
Eu-160	2620	Ostre Toten - Apelsvoll	Europe	264	60.7	10.867	Mar 1987 - Dec 2020	Dfc
Eu-161	2656	Kjevik	Europe	12	58.2	8.068	Jan 1954 - Dec 2020	Dfb
Eu-162	2720	Trondheim - Voll	Europe	127	63.411	10.453	Jan 1952 - Sep 2020	Dfc
Eu-163	2733	Bodoe - Vagones	Europe	33	67.283	14.467	Jan 1961 - Sep 2020	Dfc
Eu-164	2758	Muenster/Osnabrueck (Airport)	Europe	48	52.135	7.7	Oct 1989 - Sep 2020	Cfb
Eu-165	2759	Berlin-Tempelhof	Europe	48	52.468	13.404	Feb 1936 - Sep 2020	Dfb
Eu-166	2760	Trier-Petrisberg	Europe	265	49.749	6.659	Jan 1948 - Sep 2020	Cfb
Eu-167	2762	Rheinstetten	Europe	116	48.973	8.331	Jan 1936 - Sep 2020	Cfb
Eu-168	2763	Stuttgart/Echterdingen	Europe	371	48.689	9.225	Nov 1989 - Sep 2020	Cfb
Eu-169	2764	Muenchen-Flughafen	Europe	444	48.358	11.809	Apr 1970 - Sep 2020	Dfb
Eu-170	2943	Akureyri	Europe	23	65.686	-18.1	Jan 1949 - Sep 2020	Dsc
Eu-171	2969	Barcelona/Aeropuerto	Europe	4	41.293	2.07	Jan 1951 - Sep 2020	Csa
Eu-172	2970	Lanzarote/Aeropuerto	Europe	14	28.952	-13.6	Nov 1972 - Sep 2020	BWh
Eu-173	3312	Lesce	Europe	503	46.361	14.162	Nov 1990 - Aug 2020	Dfb
Eu-174	3317	Vojsko	Europe	1065	46.025	13.902	Oct 1963 - Aug 2020	Dfb
Eu-175	3323	Postojna	Europe	533	45.766	14.193	Jan 1962 - Aug 2020	Dfb
Eu-176	3326	Bilje	Europe	55	45.896	13.624	Nov 1991 - Sep 2020	Cfa
Eu-177	3328	Novo Mesto	Europe	220	45.802	15.177	Jan 1973 - Sep 2020	Cfb
Eu-178	3329	Smartno Pri Slovenj Gradcu	Europe	444	46.489	15.111	Sep 1964 - Sep 2020	Dfb
Eu-179	3330	Letalisce Jozeta Pucnika Ljubljana	Europe	362	46.211	14.478	Apr 1964 - Aug 2020	Dfb
Eu-180	3331	Letalisce Edvarda Rusjana Maribor	Europe	264	46.479	15.682	Jun 1997 - Sep 2020	Dfb
Eu-181	3332	Portoroz-Letalisce	Europe	2	45.475	13.616	May 1974 - Sep 2020	Cfa

Eu-182	3334	Lisca	Europe	947	46.068	15.285	Jan 1985 - Sep 2020	Dfb
Eu-183	3335	Murska Sobota-Rakican	Europe	187	46.652	16.191	Jan 1961 - Sep 2020	Dfb
Eu-184	3336	Ratece-Planica	Europe	864	46.5	13.7	Jun 1972 - Aug 2020	Dfb
Eu-185	3506	Stuttgart-Schnarrenberg	Europe	314	48.829	9.201	Jul 1977 - Sep 2020	Cfb
Eu-186	3542	Kosice	Europe	230	48.667	21.217	Jan 1951 - Apr 2020	Dfb
Eu-187	3548	Gurteen	Europe	76	53.03	-8.01	Oct 1954 - Dec 2017	Cfb
Eu-188	3838	Rota	Europe	21	36.639	-6.332	Oct 1988 - Sep 2020	Csa
Eu-189	3839	Madrid/Torrejón	Europe	611	40.483	-3.45	Jan 1951 - Sep 2020	BSk
Eu-190	3903	A Coruña/Alvedro	Europe	98	43.307	-8.372	Dec 1971 - Sep 2020	Csb
Eu-191	3904	Vitoria Aerodromo	Europe	521	42.851	-2.654	Mar 1952 - Sep 2020	Cfb
Eu-192	3905	Vitoria/Foronda	Europe	513	42.872	-2.733	Mar 1952 - Sep 2020	Cfb
Eu-193	3906	Albacete Obs.	Europe	674	39.007	-1.861	Jan 1983 - Sep 2020	BSk
Eu-194	3907	Almería	Europe	7	36.833	-2.454	Jan 1945 - Sep 2020	BSH
Eu-195	3908	Almería/Aeropuerto	Europe	21	36.846	-2.357	Jan 1945 - Sep 2020	BSH
Eu-196	3909	Asturias/Aviles	Europe	127	43.567	-6.044	Aug 1968 - Sep 2020	Cfb
Eu-197	3910	Gijón	Europe	3	43.538	-5.642	Oct 1938 - Sep 2020	Csb
Eu-198	3911	Gijón La Merced	Europe	22	43.538	-5.642	Oct 1938 - Sep 2020	Csb
Eu-199	3912	Gijón Musel	Europe	5	43.561	-5.698	Oct 1938 - Sep 2020	Csb
Eu-200	3913	Oviedo	Europe	336	43.354	-5.873	Nov 1972 - Sep 2020	Cfb
Eu-201	3914	Avila	Europe	1130	40.659	-4.68	Feb 1953 - Sep 2020	Csb
Eu-202	3915	Avila-Ayuntamiento	Europe	1143	40.656	-4.699	Feb 1953 - Sep 2020	Csb
Eu-203	3916	Ibiza/Escodola	Europe	6	38.876	1.384	Mar 1952 - Sep 2020	BSH
Eu-204	3917	Menorca/Mao	Europe	91	39.854	4.216	Jan 1965 - Sep 2020	Csa
Eu-205	3918	Palma De Mallorca Cmt	Europe	3	39.556	2.626	Aug 1972 - Sep 2020	BSk
Eu-206	3919	Palma De Mallorca / Son San Juan	Europe	8	39.561	2.737	Aug 1972 - Sep 2020	BSk
Eu-207	3921	Caceres Ciudad	Europe	459	39.483	-6.367	Jan 1983 - Sep 2020	Csa
Eu-208	3922	Santander Cmt	Europe	52	43.492	-3.799	Jan 1931 - Sep 2020	Cfb
Eu-209	3923	Santander/Parayas	Europe	5	43.429	-3.831	Jan 1972 - Sep 2020	Cfb
Eu-210	3924	Castellón	Europe	35	39.95	-0.071	Jul 1943 - Sep 2020	BSk
Eu-211	3928	Ciudad Real (Instituto)	Europe	627	38.989	-3.928	Jan 1951 - Sep 2020	BSk
Eu-212	3929	Cuenca	Europe	945	40.067	-2.138	Jan 1951 - Sep 2020	Csa
Eu-213	3931	Girona/Costa Brava	Europe	143	41.912	2.763	Jan 1973 - Sep 2020	Cfa
Eu-214	3932	Granada/Aeropuerto	Europe	567	37.189	-3.789	Nov 1972 - Sep 2020	Csa
Eu-215	3935	Molina De Aragon	Europe	1056	40.844	-1.885	Sep 1949 - Sep 2020	Cfb
Eu-216	3937	Huelva	Europe	17	37.259	-6.949	Jul 1951 - Sep 2020	Csa
Eu-217	3938	Jaén	Europe	582	37.778	-3.807	Sep 1983 - Sep 2020	BSk
Eu-218	3940	Fuerteventura/Aeropuerto	Europe	25	28.444	-13.863	Oct 1969 - Sep 2020	BWh
Eu-219	3942	Lleida	Europe	192	41.626	0.595	Sep 1947 - Sep 2020	BSk
Eu-220	3944	Lugo/Rozas	Europe	445	43.115	-7.456	May 1985 - Sep 2020	Csb
Eu-221	3945	Colmenar Viejo/Famet	Europe	1004	40.698	-3.764	Jan 1990 - Sep 2020	Csa
Eu-222	3946	Madrid/Barajas	Europe	609	40.467	-3.556	Jan 1951 - Sep 2020	BSk
Eu-223	3947	Madrid/Cuatrovientos	Europe	687	40.378	-3.789	Jan 1920 - Sep 2020	Csa
Eu-224	3948	Madrid/Getafe	Europe	617	40.3	-3.723	Jan 1951 - Sep 2020	BSk
Eu-225	3949	Murcia/Alcantarilla	Europe	85	37.958	-1.229	Jan 1961 - Sep 2020	BSk
Eu-226	3950	Pamplona (Observatorio)	Europe	442	42.818	-1.636	Oct 1953 - Sep 2020	Cfb
Eu-227	3951	Ourense	Europe	143	42.328	-7.86	Jan 1954 - Sep 2020	Csa
Eu-228	3954	Pontevedra	Europe	108	42.44	-8.616	Oct 1985 - Sep 2020	Cfb
Eu-229	3958	La Palma/Aeropuerto	Europe	33	28.633	-17.755	Apr 1970 - Sep 2020	BSH
Eu-230	3959	Sta. Cruz De Tenerife	Europe	35	28.463	-16.255	Jan 1931 - Sep 2020	BSH
Eu-231	3960	Tenerife/Sur	Europe	64	28.048	-16.561	Sep 1980 - Sep 2020	BWh
Eu-232	3961	Segovia	Europe	1005	40.948	-4.127	Jan 1951 - Sep 2020	Cfb
Eu-233	3962	Segovia (Mariano Quintanilla)	Europe	990	40.948	-4.115	Jan 1951 - Sep 2020	Cfb
Eu-234	3963	Moron De La Frontera	Europe	87	37.158	-5.616	Jan 1956 - Sep 2020	Csa
Eu-235	3964	Calamocha	Europe	890	40.926	-1.293	Aug 1992 - Sep 2020	Cfb
Eu-236	3966	Teruel	Europe	900	40.349	-1.117	Apr 1986 - Sep 2020	BSk
Eu-237	3967	Toledo	Europe	515	39.884	-4.049	Feb 1982 - Sep 2020	BSk
Eu-238	3969	Valencia/Aeropuerto	Europe	69	39.487	-0.473	Jan 1966 - Sep 2020	BSk
Eu-239	3970	Valladolid (Villanubla)	Europe	846	41.7	-4.85	Jan 1951 - Sep 2020	Csb

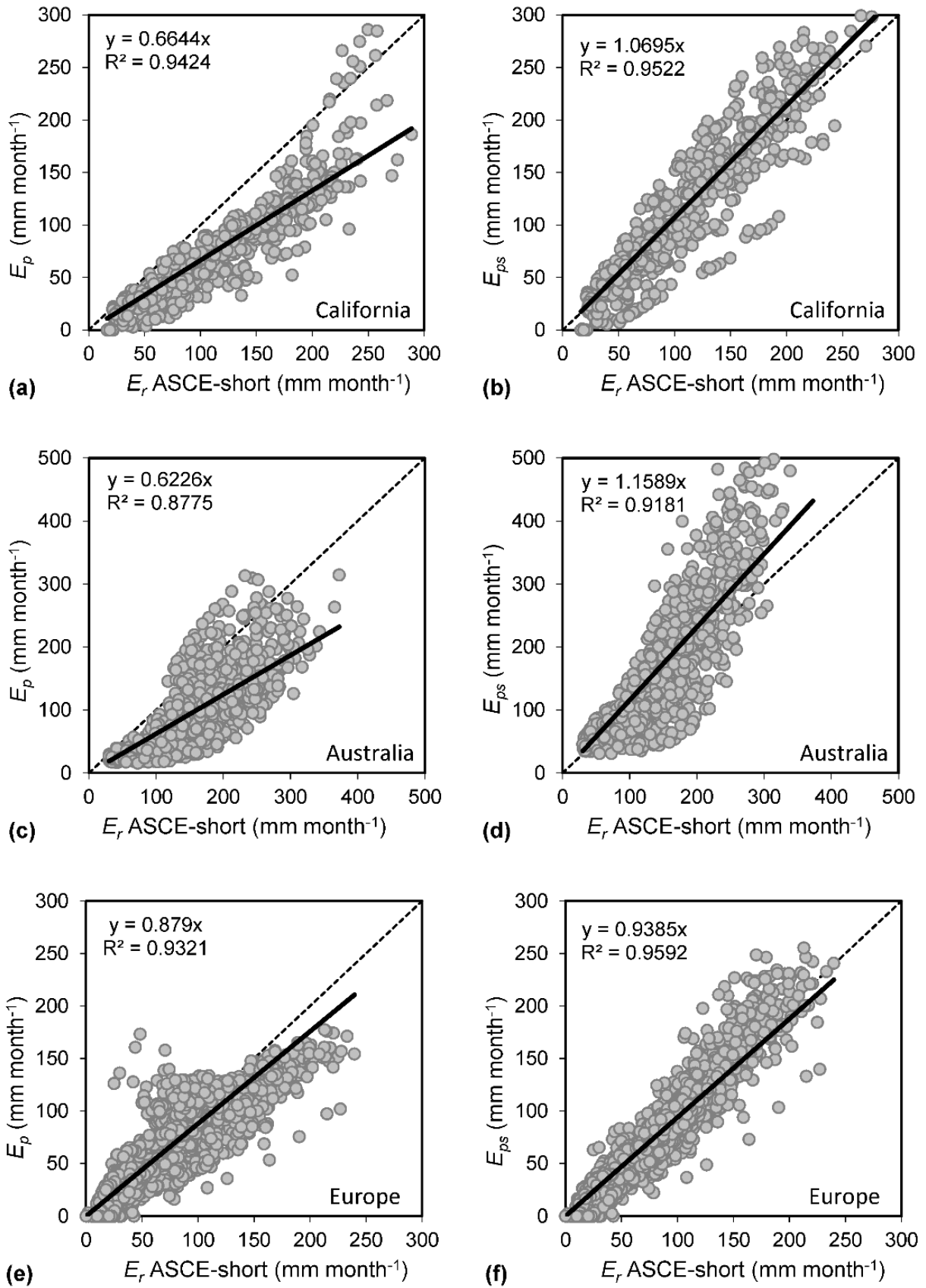
Eu-240	3971	Daroca	Europe	779	41.114	-1.411	Feb 1967 - Sep 2020	Cfa
Eu-241	3987	Feldberg/Schwarzwald	Europe	1490	47.876	8.004	Jan 1945 - Sep 2020	Dfc
Eu-242	3988	Freudenstadt	Europe	797	48.454	8.41	Jan 1951 - Sep 2020	Dfb
Eu-243	3990	Gera-Leumnitz	Europe	311	50.882	12.13	May 1952 - Sep 2020	Dfb
Eu-244	3991	Giessen/Wettenberg	Europe	203	50.601	8.651	Jan 1939 - Sep 2020	Cfb
Eu-245	3992	Angermunde	Europe	54	53.033	13.993	Jan 1951 - Sep 2020	Dfb
Eu-246	3993	Grosser Arber	Europe	1436	49.114	13.135	Nov 1982 - Sep 2020	Dfc
Eu-247	3994	Arkona	Europe	42	54.682	13.437	Jan 1951 - Sep 2020	Cfb
Eu-248	3995	Kiel-Holtenuau	Europe	27	54.376	10.144	Jan 1940 - Jun 2019	Cfb
Eu-249	3996	Koln-Bonn	Europe	92	50.866	7.158	Oct 1957 - Sep 2020	Cfb
Eu-250	3997	Lahr	Europe	155	48.366	7.829	Mar 1982 - Sep 2020	Cfb
Eu-251	3999	Bad Lippspringe	Europe	157	51.787	8.839	Jan 1951 - Sep 2020	Cfb
Eu-252	4000	Marnitz	Europe	81	53.324	11.933	Jan 1936 - Sep 2020	Dfb
Eu-253	4001	Norderney	Europe	11	53.714	7.153	Nov 1966 - Sep 2020	Cfb
Eu-254	4002	Oberstdorf	Europe	806	47.399	10.277	Jan 1936 - Sep 2020	Dfb
Eu-255	4003	Ohringen	Europe	276	49.208	9.518	Feb 1950 - Sep 2020	Cfb
Eu-256	4004	Regensburg	Europe	365	49.043	12.103	Dec 1947 - Sep 2020	Dfb
Eu-257	4005	Berlin-Tegel	Europe	36	52.566	13.311	Sep 1937 - Sep 2020	Dfb
Eu-258	4006	Stotten	Europe	734	48.667	9.866	Jan 1947 - Sep 2020	Dfb
Eu-259	4007	Wasserkuppe	Europe	921	50.498	9.944	Jan 1936 - Sep 2020	Dfb
Eu-260	4008	Weiden	Europe	440	49.667	12.186	Oct 1948 - Sep 2020	Dfb
Eu-261	4009	Wendelstein	Europe	1832	47.704	12.013	Jan 1951 - Sep 2012	ET
Eu-262	4010	Furstenzell	Europe	476	48.546	13.354	Mar 1997 - Sep 2020	Dfb
Eu-263	4011	Hahn	Europe	497	49.948	7.264	Nov 1998 - Sep 2020	Cfb
Eu-264	4012	Mannheim	Europe	96	49.51	8.555	Oct 1947 - Sep 2020	Cfb
Eu-265	4013	Offenbach-Wetterpark	Europe	119	50.089	8.786	Jul 1935 - Sep 2020	Cfb
Eu-266	4014	Cottbus	Europe	69	51.777	14.318	Apr 1937 - Sep 2020	Dfb
Eu-267	4015	Cuxhaven	Europe	5	53.873	8.707	Jun 1946 - Sep 2020	Cfb
Eu-268	4018	Doberlug-Kirchhain	Europe	97	51.647	13.577	Jan 1951 - Sep 2020	Dfb
Eu-269	4053	Emden-Nesserland	Europe	5	53.346	7.192	Aug 1947 - Sep 2020	Cfb
Eu-270	4054	Emden-Wolthusen	Europe	0	53.372	7.224	Aug 1947 - Sep 2020	Cfb
Eu-271	4074	Essen-Bredene	Europe	150	51.406	6.968	Mar 1935 - Sep 2020	Cfb
Eu-272	4096	Flensburg (Schaferhaus)	Europe	41	54.777	9.377	Jan 1946 - Sep 2020	Cfb
Eu-273	4107	Frankfurt/Main (Feldbergstr.)	Europe	109	50.123	8.661	Jul 1935 - Sep 2020	Cfb
Eu-274	4114	Freiburg	Europe	236	48.024	7.835	May 1949 - Sep 2020	Cfb
Eu-275	4129	Gardelegen	Europe	47	52.514	11.398	Mar 1952 - Sep 2020	Cfb
Eu-276	4131	Garmisch-Partenkirchen	Europe	719	47.484	11.063	Jan 1936 - Sep 2020	Dfb
Eu-277	4134	Geisenheim	Europe	110	49.985	7.954	Jan 1927 - Sep 2020	Cfb
Eu-278	4141	Genthin	Europe	35	52.389	12.163	Feb 1957 - Sep 2020	Cfb
Eu-279	4147	Glucksburg-Meierwik	Europe	27	54.849	9.508	Jan 1946 - Sep 2020	Cfb
Eu-280	4151	Gottingen	Europe	167	51.502	9.953	Mar 1947 - Sep 2020	Cfb
Eu-281	4152	Goldberg	Europe	58	53.607	12.104	Jan 1951 - Sep 2020	Dfb
Eu-282	4171	Grunow	Europe	56	53.317	13.936	Jan 1973 - Sep 2020	Dfb
Eu-283	4184	Hamburg-Sankt Pauli	Europe	35	53.548	9.97	Sep 1938 - Sep 2020	Cfb
Eu-284	4185	Artern	Europe	164	51.376	11.293	Apr 1958 - Sep 2020	Dfb
Eu-285	4194	Harzgerode	Europe	404	51.653	11.138	Jan 1948 - Sep 2020	Dfb
Eu-286	4217	Bad Hersfeld	Europe	272	50.853	9.738	Aug 1953 - Sep 2020	Cfb
Eu-287	4236	Hohn	Europe	10	54.313	9.539	Oct 1981 - Jul 2009	Cfb
Eu-288	4265	Jever	Europe	7	53.532	7.881	Jan 1940 - Jul 2004	Cfb
Eu-289	4273	Kall-Sistig	Europe	505	50.503	6.527	Jan 1979 - Sep 2020	Cfb
Eu-290	4275	Kalttenordheim	Europe	487	50.628	10.147	Feb 1951 - Mar 2003	Dfb
Eu-291	4281	Kiel-Kronshagen	Europe	17	54.339	10.094	Jan 1940 - Jun 2019	Cfb
Eu-292	4285	Bad Kissingen	Europe	282	50.226	10.08	Jan 1947 - Sep 2020	Dfb
Eu-293	4288	Kleiner Feldberg/Taunus	Europe	826	50.223	8.448	Jan 1936 - Sep 2020	Dfb
Eu-294	4294	Klippeneck	Europe	973	48.106	8.756	Jan 1947 - Sep 2020	Dfb
Eu-295	4318	Kyritz	Europe	40	52.938	12.411	May 1992 - Sep 2020	Dfb
Eu-296	4338	Leck	Europe	7	54.793	8.949	Jan 1954 - Sep 2020	Cfb
Eu-297	4343	Leinefelde	Europe	356	51.385	10.302	Jan 1957 - Sep 2020	Dfb



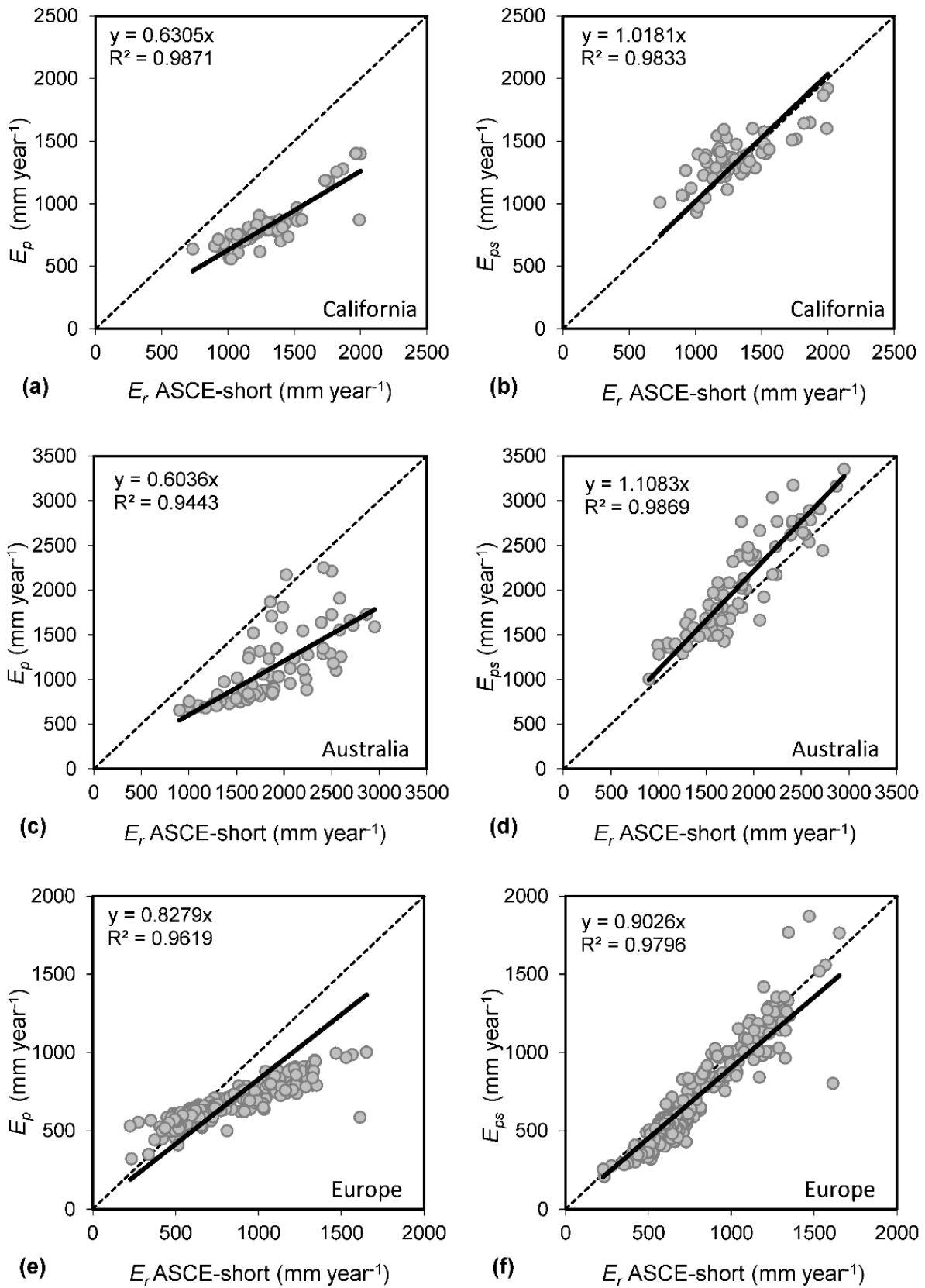
Eu-298	4344	Leipzig-Holzhausen	Europe	138	51.316	12.448	Jan 1931 - Sep 2020	Dfb
Eu-299	4352	Lichtenhain-Mittelndorf	Europe	321	50.939	14.211	Jun 1994 - Sep 2020	Dfb
Eu-300	4353	Barth	Europe	3	54.341	12.711	Jan 1976 - Sep 2020	Cfb
Eu-301	4360	Lingen	Europe	22	52.519	7.308	Jan 1951 - Jun 2020	Cfb
Eu-302	4363	Baruth	Europe	55	52.062	13.503	Jan 1998 - Sep 2020	Cfb
Eu-303	4371	Lubeck	Europe	15	53.879	10.693	Mar 1950 - Sep 2020	Cfb
Eu-304	4372	Lubeck-Blankensee	Europe	5	53.811	10.707	Mar 1950 - Sep 2020	Cfb
Eu-305	4374	Luchow	Europe	17	52.974	11.139	Dec 1954 - Sep 2020	Cfb
Eu-306	4376	Ludenscheid	Europe	387	51.247	7.643	Jan 1994 - Sep 2020	Cfb
Eu-307	4386	Manschnow	Europe	12	52.548	14.548	Mar 1992 - Sep 2020	Cfb
Eu-308	4389	Marienberg	Europe	639	50.652	13.148	Jan 1975 - Sep 2020	Dfb
Eu-309	4390	Bad Marienberg	Europe	547	50.663	7.959	Dec 1962 - Sep 2020	Dfb
Eu-310	4414	Michelstadt-Vielbrunn	Europe	453	49.719	9.101	Oct 1987 - Sep 2020	Cfb
Eu-311	4419	Beerfelden	Europe	450	49.563	8.969	Dec 1950 - Jul 2004	Dfb
Eu-312	4428	Muhldorf	Europe	405	48.28	12.504	Jan 1953 - Sep 2020	Dfb
Eu-313	4430	Muncheberg	Europe	63	52.519	14.125	Jan 1951 - Sep 2020	Dfb
Eu-314	4440	Belm	Europe	103	52.318	8.171	Feb 1952 - Sep 2020	Cfb
Eu-315	4443	Neubrandenburg	Europe	81	53.548	13.193	Jul 1976 - Sep 2020	Dfb
Eu-316	4447	Bendorf	Europe	127	50.414	7.589	Jan 1990 - Sep 2011	Cfb
Eu-317	4450	Neuhaus Am Rennweg	Europe	845	50.501	11.136	Jan 1991 - Aug 2019	Dfb
Eu-318	4497	Oldenburg	Europe	11	53.178	8.182	Jan 1947 - Oct 2012	Cfb
Eu-319	4498	Oschatz	Europe	150	51.297	13.094	Jan 1983 - Sep 2020	Cfb
Eu-320	4499	Osnabruck	Europe	95	52.257	8.054	Feb 1952 - Sep 2020	Cfb
Eu-321	4500	Osterfeld	Europe	246	51.088	11.931	Feb 1992 - Sep 2020	Cfb
Eu-322	4522	Plauen	Europe	386	50.483	12.132	Jan 1935 - Sep 2020	Dfb
Eu-323	4531	Putbus	Europe	40	54.366	13.478	May 1958 - Sep 2020	Dfb
Eu-324	4537	Quickborn	Europe	13	53.734	9.878	Jan 1947 - Jun 2020	Cfb
Eu-325	4544	Kr. Ravensburg Weingarten	Europe	440	47.807	9.622	Feb 1946 - Sep 2020	Dfb
Eu-326	4570	Berlin-Schonefeld	Europe	46	52.382	13.533	Mar 1992 - Sep 2020	Dfb
Eu-327	4591	Bad Salzuflen	Europe	135	52.106	8.753	Feb 1936 - Sep 2019	Cfb
Eu-328	4605	Schierke	Europe	609	51.767	10.655	Mar 1935 - Apr 2020	Dfb
Eu-329	4607	Schleiz	Europe	501	50.571	11.806	Nov 1991 - Sep 2020	Dfb
Eu-330	4617	Schmucke	Europe	937	50.656	10.771	Jul 1978 - Sep 2020	Dfb
Eu-331	4634	Berus	Europe	363	49.265	6.688	Jan 1951 - Sep 2020	Cfb
Eu-332	4637	Seehausen	Europe	21	52.893	11.731	Oct 1976 - Sep 2020	Cfb
Eu-333	4652	Soltau	Europe	76	52.962	9.797	Jul 1947 - Sep 2020	Cfb
Eu-334	4655	Sonneberg-Neufang	Europe	626	50.376	11.184	Jan 1951 - Jun 2008	Dfb
Eu-335	4676	Teterow	Europe	38	53.763	12.558	Jul 1954 - Sep 2020	Dfb
Eu-336	4680	Tholey	Europe	386	49.474	7.039	Jun 1975 - Sep 2020	Cfb
Eu-337	4692	Travemunde	Europe	2	53.964	10.891	Oct 1946 - Sep 2001	Cfb
Eu-338	4698	Trollenhagen	Europe	69	53.602	13.306	Jul 1976 - Sep 2020	Dfb
Eu-339	4705	Ueckerkunde	Europe	1	53.746	14.069	Aug 1992 - Sep 2020	Dfb
Eu-340	4708	Ulm	Europe	567	48.384	9.954	Aug 1950 - Sep 2014	Dfb
Eu-341	4709	Ummendorf	Europe	162	52.162	11.177	Mar 1947 - Sep 2020	Cfb
Eu-342	4726	Ahrensburg-Wulfsdorf	Europe	46	53.664	10.2	Jan 1961 - Dec 2001	Cfb
Eu-343	4734	Waren	Europe	70	53.521	12.669	May 1955 - Sep 2020	Dfb
Eu-344	4741	Weihenstephan-Durnast	Europe	477	48.403	11.696	Jul 1936 - Sep 2020	Dfb
Eu-345	4743	Weimar	Europe	264	50.976	11.309	Jun 1949 - Jun 2007	Dfb
Eu-346	4745	Weinbiet	Europe	553	49.377	8.123	Apr 1953 - Sep 2020	Dfb
Eu-347	4750	Weissenburg	Europe	422	49.02	10.962	Jul 1947 - Sep 2020	Dfb
Eu-348	4758	Wernigerode	Europe	234	51.848	10.769	Feb 1951 - Sep 2020	Cfb
Eu-349	4763	Bocholt (Marienschule)	Europe	25	51.839	6.611	Jan 1947 - Feb 2006	Cfb
Eu-350	4766	Wiesenburg	Europe	187	52.122	12.46	May 1992 - Sep 2020	Dfb
Eu-351	4767	Bocholt	Europe	21	51.831	6.536	Jan 1947 - Feb 2006	Cfb
Eu-352	4776	Wittenberg	Europe	105	51.89	12.646	Sep 1953 - Sep 2020	Dfb
Eu-353	4801	Zinnwald-Georgenfeld	Europe	877	50.733	13.753	Jan 1971 - Sep 2020	Dfb
Eu-354	4815	Boizenburg	Europe	45	53.393	10.689	Jan 1951 - Sep 2020	Cfb
Eu-355	4818	Schonhagen (Ostseebad)	Europe	2	54.641	10.024	Jan 1998 - Sep 2020	Cfb

Eu-356	4820	Boltenhagen	Europe	15	54.004	11.192	Jan 1947 - Sep 2020	Cfb
Eu-357	4839	Dornick	Europe	26	54.167	10.354	Jan 1950 - Sep 2020	Cfb
Eu-358	4879	Braunlage	Europe	607	51.725	10.604	Mar 1935 - Apr 2020	Dfb
Eu-359	4882	Braunschweig	Europe	81	52.29	10.448	Jan 1931 - Sep 2020	Cfb
Eu-360	4885	Bremerhaven	Europe	7	53.534	8.577	Jan 1949 - Sep 2020	Cfb
Eu-361	4888	Bremervorde	Europe	3	53.499	9.173	Jan 1947 - Sep 2020	Cfb
Eu-362	4941	Buckeburg	Europe	68	52.282	9.088	Jan 1979 - Aug 2020	Cfb
Eu-363	4950	Carlsfeld	Europe	897	50.432	12.613	Mar 1995 - Sep 2020	Dfb
Eu-364	4952	Celle	Europe	39	52.595	10.028	Jan 1940 - Feb 2007	Cfb
Eu-365	4954	Chemnitz	Europe	418	50.793	12.873	Apr 1938 - Sep 2020	Dfb
Eu-366	4958	Lautertal-Oberlauter	Europe	345	50.308	10.969	Jan 1955 - Sep 2020	Dfb
Eu-367	4970	Deuselbach	Europe	481	49.763	7.056	Jan 1951 - Sep 2020	Cfb
Eu-368	4971	Diepholz	Europe	39	52.59	8.346	Jan 1994 - Sep 2020	Cfb
Eu-369	4993	Landvik	Europe	6	58.34	8.523	Mar 1987 - Dec 2020	Dfb
Eu-370	5039	Fiskabygd	Europe	41	62.103	5.582	Jan 1969 - Sep 2020	Cfb
Eu-371	5093	Loken I Volbu	Europe	521	61.122	9.063	Jun 1987 - Dec 2020	Dfc
Eu-372	8555	Wageningen - Veenkampen	Europe	5	51.981	5.622	Mar 1928 - Aug 2020	Cfb
Eu-373	10961	Voorschoten	Europe	-1	52.139	4.436	Sep 1951 - Sep 2020	Cfb
Eu-374	11249	Orly	Europe	89	48.717	2.384	Jan 1978 - Jun 2020	Cfb
Eu-375	11367	Tartu-Toravere	Europe	70	58.264	26.461	Jan 1955 - Dec 2020	Dfb
Eu-376	11748	Greifswald-Wieck	Europe	0	54.1	13.45	Feb 1936 - Sep 2020	Dfb
Eu-377	11776	Neuglobsow (Hm)	Europe	6	53.142	13.032	Jan 1967 - Sep 2004	Dfb
Eu-378	17902	Maribor - Vrbanski Plato	Europe	279	46.568	15.626	Jun 1997 - Sep 2020	Dfb
Eu-379	18015	As	Europe	92	59.661	10.782	Jan 1959 - Sep 2020	Dfb
Eu-380	18017	Kvithamar	Europe	27	63.488	10.879	Jan 1982 - Sep 2020	Dfb
Eu-381	18018	Tjotta	Europe	21	65.829	12.426	Jul 1987 - Dec 2020	Dfb
Eu-382	18020	Tromso - Holt	Europe	20	69.654	18.909	Jun 1987 - Nov 2020	Dfc
Eu-383	18059	Frosta	Europe	32	63.565	10.693	Jan 1982 - Sep 2020	Dfb
Eu-384	18811	Trondheim - Tyholt	Europe	113	63.423	10.43	Jan 1952 - Sep 2020	Dfc
Eu-385	18817	Bjoerkehaug I Jostedal	Europe	305	61.659	7.276	Jan 1963 - Sep 2020	Dfc

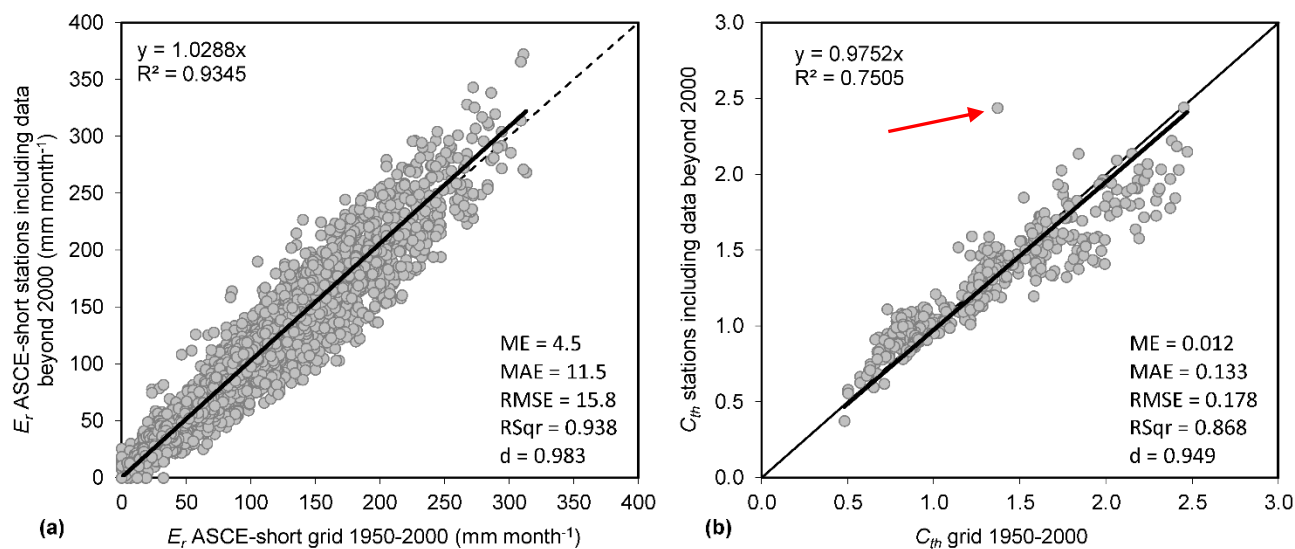
\*Köppen class was estimated using the algorithm of Peel et al. (2007).



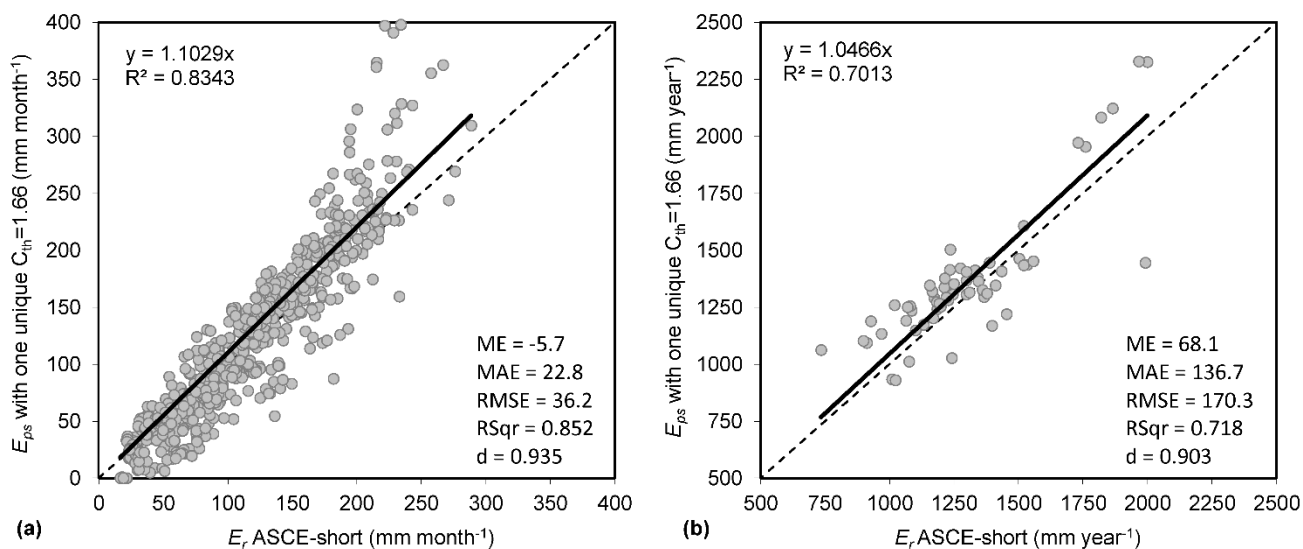
**Figure S1.** *Left side:* 1:1 plots of mean monthly  $E_p$  versus mean monthly  $E_r$  (a) for 60 CIMIS stations of California, (c) for 80 AGBM stations of Australia and (e) for 385 ECAD stations of Europe, and *Right side:* 1:1 plots of mean monthly  $E_{ps}$  versus mean monthly  $E_r$  (b) for 60 CIMIS stations of California, (d) for 80 AGBM stations of Australia and (f) for 385 ECAD stations of Europe.



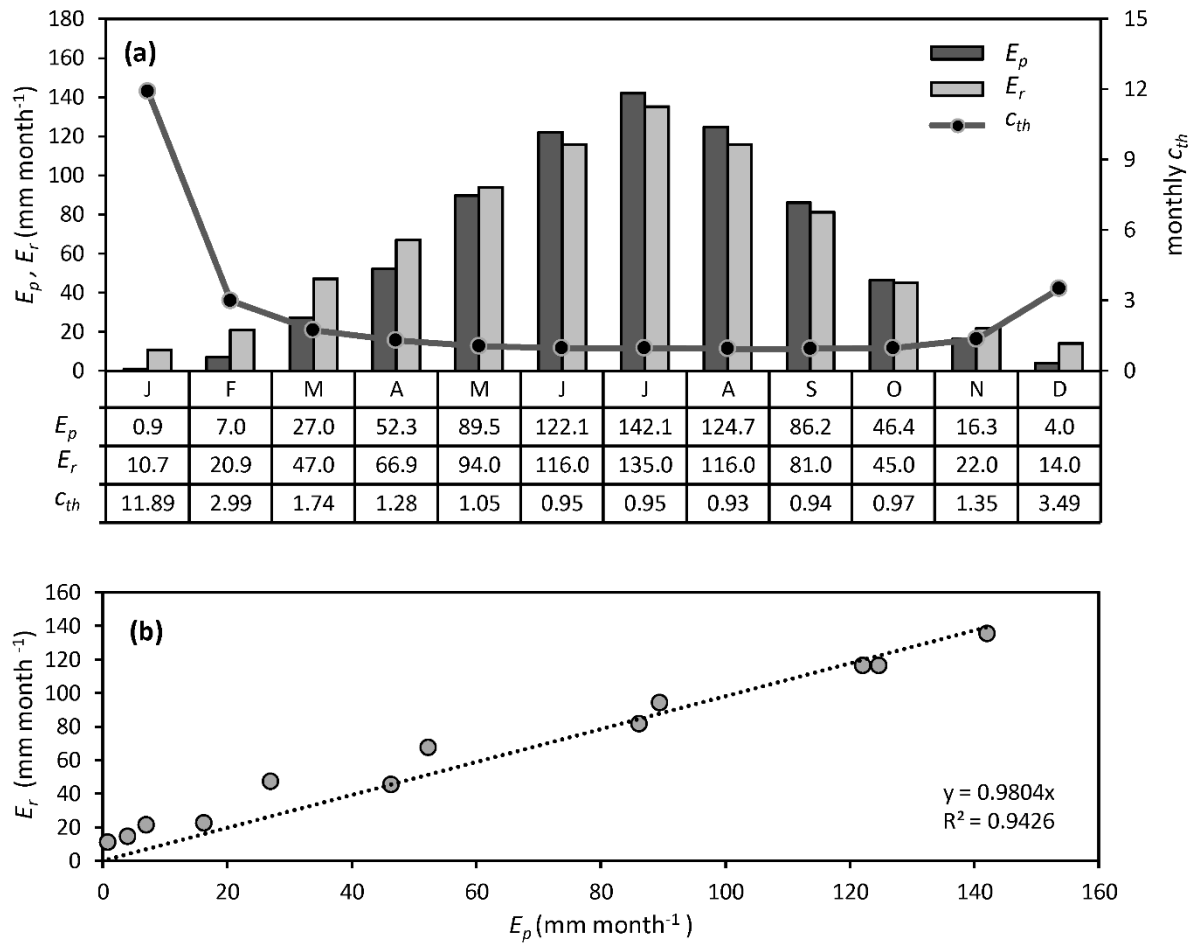
**Figure S2.** *Left side:* 1:1 plots of mean annual  $E_p$  versus mean annual  $E_r$  (a) for 60 CIMIS stations of California, (c) for 80 AGBM stations of Australia and (e) for 385 ECAD stations of Europe, and *Right side:* 1:1 plots of mean annual  $E_{ps}$  versus mean annual  $E_r$  (b) for 60 CIMIS stations of California, (d) for 80 AGBM stations of Australia and (f) for 385 ECAD stations of Europe.



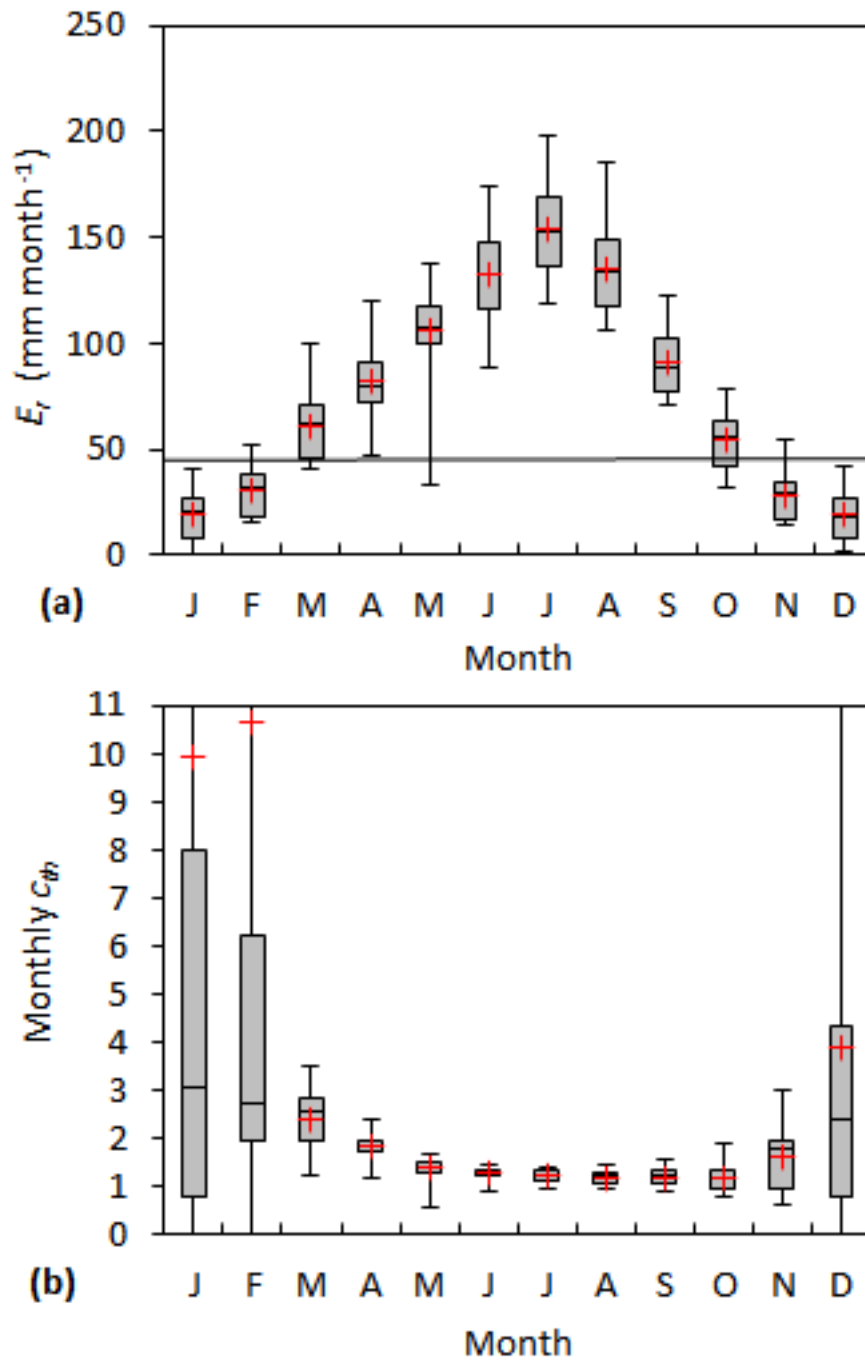
**Figure S3.** (a) 1:1 plots of mean monthly  $E_r$  of grids 1950-2000 vs.  $E_r$  based on stations' raw data including data beyond 2000, and (b) 1:1 plots of  $C_{th}$  of grids 1950-2000 vs.  $C_{th}$  based on stations' raw data including data beyond 2000. The red arrow shows Izaña station (it is described in Discussion section 4.1).



**Figure S4.** (a) 1:1 plots of mean monthly  $E_{ps}$  versus mean monthly  $E_r$  and (b) 1:1 plots of mean annual  $E_{ps}$  versus mean annual  $E_r$ , from 60 CIMIS-California stations using the average value of their  $C_{th}$  values for the period 1950-2000 ( $C_{th}=1.66$  for all stations).



**Figure S5.** (a) Variation of mean monthly values of  $E_{r,i}$ ,  $E_{p,i}$  and their ratio monthly  $c_{th,i}$  for a position close to Garda Lake in Italy (10.124° E, 45.45° N), (b) simple linear regression analysis without intercept between the mean monthly values of  $E_{r,i}$  and  $E_{p,i}$  of Fig.S5a in order to derive a mean annual  $C_{th}$  value based on the relationship  $E_r = C_{th} \cdot E_p$ .



**Figure S6.** (a) Box-whisker plots of monthly  $E_{r,i}$  values and (b) box-whisker plots of monthly  $c_{th,i}$  values from Embrun station in France based on its raw data from the period 1980-2020.