

Interactive comment on “Mediterranean Sea climatic indices: monitoring long term variability and climate changes” by Athanasia Iona et al.

Athanasia Iona et al.

sissy@hnodc.hcmr.gr

Received and published: 20 July 2018

The authors would like to thank the reviewer for the comments and suggestions for the improvement of the manuscript. All the comments mentioned in the supplement document “[essd-2018-51-RC2-supplement.pdf](#)” were taken into account (see “[essd-2018-51-response_to_RC2-supplement.pdf](#)”) and the manuscript will be edited accordingly.

Please also note the supplement to this comment:

<https://www.earth-syst-sci-data-discuss.net/essd-2018-51/essd-2018-51-AC3-supplement.pdf>

C1

Interactive comment on Earth Syst. Sci. Data Discuss., <https://doi.org/10.5194/essd-2018-51>, 2018.

C2

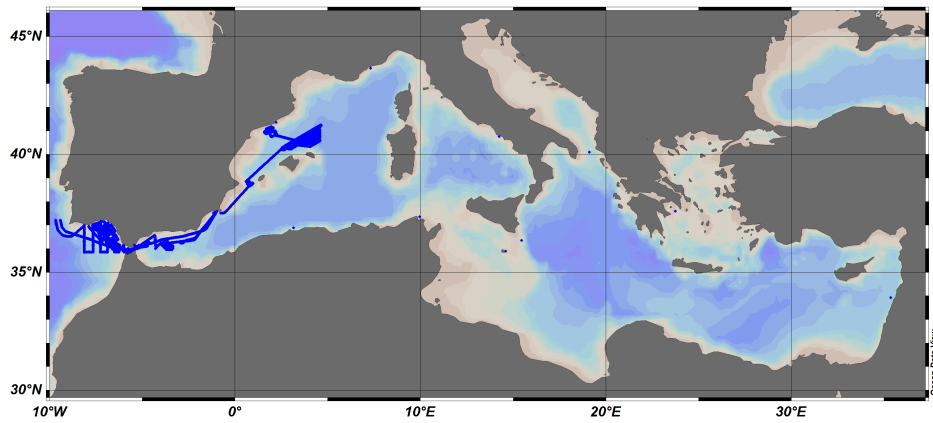


Fig. 1.

C3

OSC (in ppt m³):

$$OSC = \sum_{i=1}^n dx dy \int_{z_1}^{z_2} \Delta S dz$$

Areal density of OSC (in ppt m):

$$Areal\ Density\ OSC = \int_{z_1}^{z_2} \Delta S dz,$$

Fig. 2.

C4

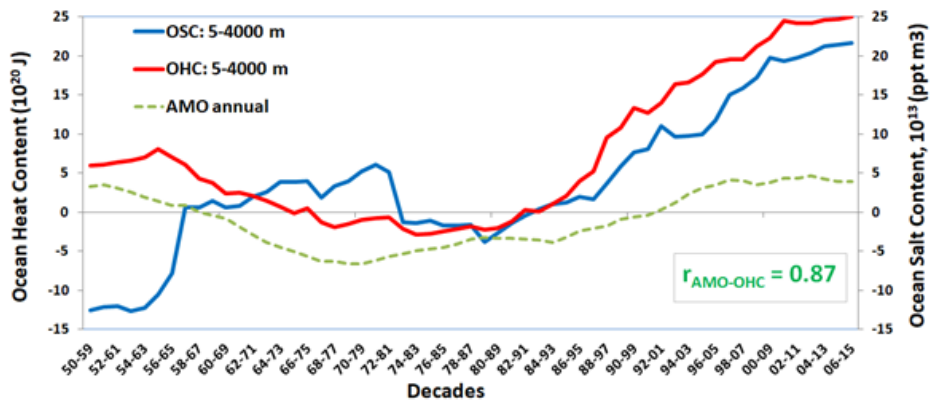


Fig. 3.

C5

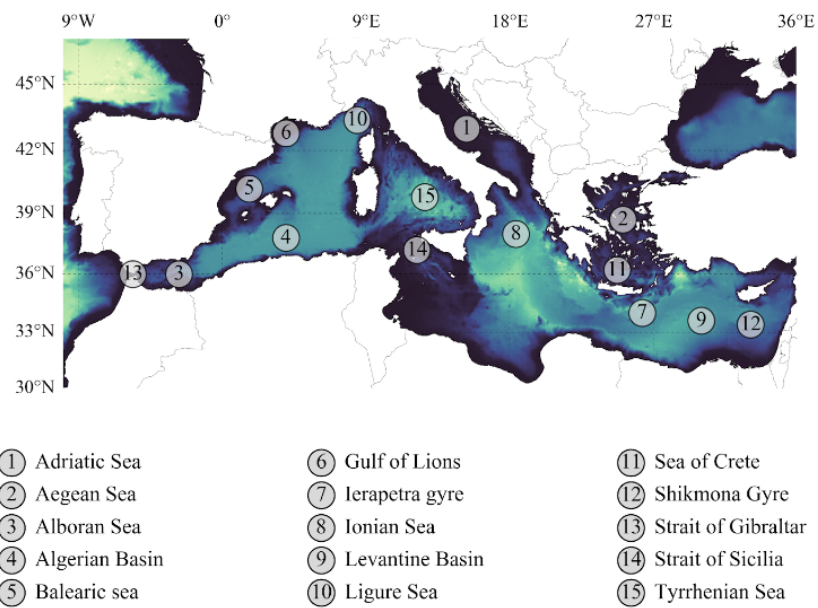


Fig. 4.

C6