
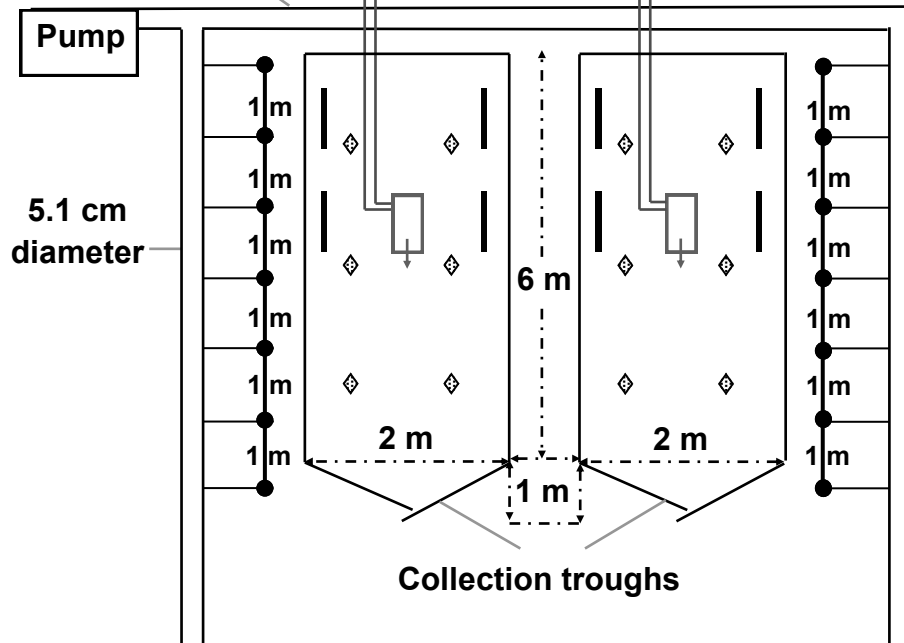



(a)**(c)****(d)****(e)****(b)** 7.6 cm diameter hose Inflow for concentrated flow simulation

● 3.05 m tall sprinkler stand pipe

◆ Approximate rain gage location

| Approximate wetting trench location


 Approximate location of concentrated flow release point, arrow indicates flow direction and release opening